

## HR400A-SUM Public Food Service and Lodging License and Unit Summary by County

### Alachua County

Prof. Code and Description	# Accounts	# Seats/Units
<b>Food Service</b>		
2010 Seating	545	46,193
2010 Non-Seating	53	0
2013 Catering	12	0
2014 Mobile Food Dispensing Vehicle	56	0
2014 Hot Dog Cart	2	0
2015 Vending Machine	10	0
<b>Subtotal: Food Service</b>	<b>678</b>	<b>46,193</b>
<b>Lodging</b>		
2001 Hotel	31	3,913
2002 Motel	33	1,770
2003 Transient Apartment	4	66
2003 Nontransient Apartment	450	34,144
2005 Bed and Breakfast	6	53
2006 Vacation Rental-Condo Single	2	2
2006 Vacation Rental-Condo Group	1	10
2006 Vacation Rental-Condo Collective	2	22
2007 Vacation Rental-Dwelling Single	20	22
2007 Vacation Rental-Dwelling Group	1	2
2007 Vacation Rental-Dwelling Collective	3	9
<b>Subtotal: Lodging</b>	<b>553</b>	<b>40,013</b>
<b>Total: Alachua County</b>	<b>1,231</b>	<b>86,206</b>

## HR400A-SUM Public Food Service and Lodging License and Unit Summary by County

### Baker County

Prof. Code and Description	# Accounts	# Seats/Units
<b>Food Service</b>		
2010 Seating	38	2,925
2010 Non-Seating	3	0
2014 Mobile Food Dispensing Vehicle	6	0
2015 Vending Machine	2	0
<b>Subtotal: Food Service</b>	<b>49</b>	<b>2,925</b>
<b>Lodging</b>		
2001 Hotel	1	107
2002 Motel	3	142
2003 Nontransient Apartment	3	132
2007 Vacation Rental-Dwelling Single	1	1
<b>Subtotal: Lodging</b>	<b>8</b>	<b>382</b>
<b>Total: Baker County</b>	<b>57</b>	<b>3,307</b>

## HR400A-SUM Public Food Service and Lodging License and Unit Summary by County

### Bay County

Prof. Code and Description	# Accounts	# Seats/Units
<b>Food Service</b>		
2010 Seating	575	60,368
2010 Non-Seating	68	0
2013 Catering	15	0
2014 Mobile Food Dispensing Vehicle	63	0
2014 Hot Dog Cart	4	0
<b>Subtotal: Food Service</b>	<b>725</b>	<b>60,368</b>
<b>Lodging</b>		
2001 Hotel	29	3,111
2002 Motel	86	4,708
2003 Transient Apartment	3	34
2003 Nontransient Apartment	158	9,533
2006 Vacation Rental-Condo Single	462	901
2006 Vacation Rental-Condo Group	84	4,799
2006 Vacation Rental-Condo Collective	188	3,740
2007 Vacation Rental-Dwelling Single	271	354
2007 Vacation Rental-Dwelling Group	3	14
2007 Vacation Rental-Dwelling Collective	60	752
2022 Timeshare Project-Timeshare Proj Single	1	2
2022 Timeshare Project-Timeshare Proj Group	3	152
<b>Subtotal: Lodging</b>	<b>1,348</b>	<b>28,100</b>
<b>Total: Bay County</b>	<b>2,073</b>	<b>88,468</b>

## HR400A-SUM Public Food Service and Lodging License and Unit Summary by County

### Bradford County

Prof. Code and Description	# Accounts	# Seats/Units
<b>Food Service</b>		
2010 Seating	40	2,920
2010 Non-Seating	2	0
2013 Catering	1	0
2014 Mobile Food Dispensing Vehicle	5	0
2014 Hot Dog Cart	1	0
<b>Subtotal: Food Service</b>	<b>49</b>	<b>2,920</b>
<b>Lodging</b>		
2001 Hotel	1	29
2002 Motel	9	329
2003 Transient Apartment	2	10
2003 Nontransient Apartment	12	485
2006 Vacation Rental-Condo Single	2	2
2007 Vacation Rental-Dwelling Single	1	1
<b>Subtotal: Lodging</b>	<b>27</b>	<b>856</b>
<b>Total: Bradford County</b>	<b>76</b>	<b>3,776</b>

## HR400A-SUM Public Food Service and Lodging License and Unit Summary by County

### Brevard County

Prof. Code and Description	# Accounts	# Seats/Units
<b>Food Service</b>		
2010 Seating	1,215	115,616
2010 Non-Seating	114	0
2013 Catering	20	0
2014 Mobile Food Dispensing Vehicle	105	0
2014 Hot Dog Cart	10	0
2015 Vending Machine	18	0
<b>Subtotal: Food Service</b>	<b>1,482</b>	<b>115,616</b>
<b>Lodging</b>		
2001 Hotel	50	5,818
2002 Motel	73	5,033
2003 Transient Apartment	35	752
2003 Nontransient Apartment	442	28,229
2005 Bed and Breakfast	7	47
2006 Vacation Rental-Condo Single	194	327
2006 Vacation Rental-Condo Group	32	962
2006 Vacation Rental-Condo Collective	31	537
2007 Vacation Rental-Dwelling Single	299	353
2007 Vacation Rental-Dwelling Group	19	140
2007 Vacation Rental-Dwelling Collective	30	125
2022 Timeshare Project-Timeshare Proj Group	2	197
<b>Subtotal: Lodging</b>	<b>1,214</b>	<b>42,520</b>
<b>Total: Brevard County</b>	<b>2,696</b>	<b>158,136</b>

## HR400A-SUM Public Food Service and Lodging License and Unit Summary by County

### Broward County

Prof. Code and Description	# Accounts	# Seats/Units
<b>Food Service</b>		
2010 Seating	3,917	350,851
2010 Non-Seating	552	0
2012 Theme Park Food Cart	1	7
2013 Catering	135	0
2014 Mobile Food Dispensing Vehicle	257	0
2014 Hot Dog Cart	24	0
2015 Vending Machine	30	0
<b>Subtotal: Food Service</b>	<b>4,916</b>	<b>350,858</b>
<b>Lodging</b>		
2001 Hotel	178	27,689
2002 Motel	229	6,812
2003 Transient Apartment	190	2,804
2003 Nontransient Apartment	2,405	121,598
2005 Bed and Breakfast	10	46
2006 Vacation Rental-Condo Single	673	2,192
2006 Vacation Rental-Condo Group	110	3,981
2006 Vacation Rental-Condo Collective	45	477
2007 Vacation Rental-Dwelling Single	1,639	2,138
2007 Vacation Rental-Dwelling Group	90	656
2007 Vacation Rental-Dwelling Collective	209	1,337
2007 Vacation Rental-Dwelling	9	21
2022 Timeshare Project-Timeshare Proj Single	2	93
2022 Timeshare Project-Timeshare Proj Group	1	43
<b>Subtotal: Lodging</b>	<b>5,790</b>	<b>169,887</b>
<b>Total: Broward County</b>	<b>10,706</b>	<b>520,745</b>

## HR400A-SUM Public Food Service and Lodging License and Unit Summary by County

### Calhoun County

Prof. Code and Description	# Accounts	# Seats/Units
<b>Food Service</b>		
2010 Seating	17	1,158
2014 Mobile Food Dispensing Vehicle	7	0
2014 Hot Dog Cart	1	0
<b>Subtotal: Food Service</b>	<b>25</b>	<b>1,158</b>
<b>Lodging</b>		
2002 Motel	1	16
2003 Nontransient Apartment	4	102
<b>Subtotal: Lodging</b>	<b>5</b>	<b>118</b>
<b>Total: Calhoun County</b>	<b>30</b>	<b>1,276</b>

## HR400A-SUM Public Food Service and Lodging License and Unit Summary by County

### Charlotte County

Prof. Code and Description	# Accounts	# Seats/Units
<b>Food Service</b>		
2010 Seating	344	35,403
2010 Non-Seating	28	0
2013 Catering	3	0
2014 Mobile Food Dispensing Vehicle	42	0
2014 Hot Dog Cart	6	0
2015 Vending Machine	6	0
<b>Subtotal: Food Service</b>	<b>429</b>	<b>35,403</b>
<b>Lodging</b>		
2001 Hotel	12	1,155
2002 Motel	17	671
2003 Transient Apartment	10	115
2003 Nontransient Apartment	32	2,764
2005 Bed and Breakfast	1	1
2006 Vacation Rental-Condo Single	108	189
2006 Vacation Rental-Condo Group	18	490
2006 Vacation Rental-Condo Collective	16	212
2007 Vacation Rental-Dwelling Single	377	500
2007 Vacation Rental-Dwelling Group	6	38
2007 Vacation Rental-Dwelling Collective	43	426
<b>Subtotal: Lodging</b>	<b>640</b>	<b>6,561</b>
<b>Total: Charlotte County</b>	<b>1,069</b>	<b>41,964</b>



## HR400A-SUM Public Food Service and Lodging License and Unit Summary by County

### Citrus County

Prof. Code and Description	# Accounts	# Seats/Units
<b>Food Service</b>		
2010 Seating	266	21,134
2010 Non-Seating	15	0
2013 Catering	3	0
2014 Mobile Food Dispensing Vehicle	35	0
2014 Hot Dog Cart	2	0
2015 Vending Machine	1	0
<b>Subtotal: Food Service</b>	<b>322</b>	<b>21,134</b>
<b>Lodging</b>		
2001 Hotel	4	192
2002 Motel	19	1,016
2003 Transient Apartment	7	74
2003 Nontransient Apartment	41	1,195
2005 Bed and Breakfast	7	29
2006 Vacation Rental-Condo Single	8	8
2006 Vacation Rental-Condo Group	2	9
2006 Vacation Rental-Condo Collective	2	8
2007 Vacation Rental-Dwelling Single	128	145
2007 Vacation Rental-Dwelling Group	7	18
2007 Vacation Rental-Dwelling Collective	15	161
<b>Subtotal: Lodging</b>	<b>240</b>	<b>2,855</b>
<b>Total: Citrus County</b>	<b>562</b>	<b>23,989</b>

## HR400A-SUM Public Food Service and Lodging License and Unit Summary by County

### Clay County

Prof. Code and Description	# Accounts	# Seats/Units
<b>Food Service</b>		
2010 Seating	305	27,085
2010 Non-Seating	37	0
2013 Catering	4	0
2014 Mobile Food Dispensing Vehicle	23	0
2014 Hot Dog Cart	2	0
2015 Vending Machine	9	0
<b>Subtotal: Food Service</b>	<b>380</b>	<b>27,085</b>
<b>Lodging</b>		
2001 Hotel	10	1,007
2002 Motel	3	263
2003 Transient Apartment	1	284
2003 Nontransient Apartment	58	6,937
2005 Bed and Breakfast	4	21
2006 Vacation Rental-Condo Single	1	1
2007 Vacation Rental-Dwelling Single	5	5
2007 Vacation Rental-Dwelling Collective	1	2
<b>Subtotal: Lodging</b>	<b>83</b>	<b>8,520</b>
<b>Total: Clay County</b>	<b>463</b>	<b>35,605</b>

## HR400A-SUM Public Food Service and Lodging License and Unit Summary by County

### Collier County

Prof. Code and Description	# Accounts	# Seats/Units
<b>Food Service</b>		
2010 Seating	1,014	117,497
2010 Non-Seating	73	0
2013 Catering	33	0
2014 Mobile Food Dispensing Vehicle	71	0
2014 Hot Dog Cart	6	0
2015 Vending Machine	5	0
<b>Subtotal: Food Service</b>	<b>1,202</b>	<b>117,497</b>
<b>Lodging</b>		
2001 Hotel	42	6,261
2002 Motel	37	1,810
2003 Transient Apartment	5	145
2003 Nontransient Apartment	123	15,964
2006 Vacation Rental-Condo Single	57	64
2006 Vacation Rental-Condo Group	26	1,079
2006 Vacation Rental-Condo Collective	32	692
2007 Vacation Rental-Dwelling Single	157	172
2007 Vacation Rental-Dwelling Group	3	10
2007 Vacation Rental-Dwelling Collective	47	731
2022 Timeshare Project-Timeshare Proj Group	1	32
<b>Subtotal: Lodging</b>	<b>530</b>	<b>26,960</b>
<b>Total: Collier County</b>	<b>1,732</b>	<b>144,457</b>

## HR400A-SUM Public Food Service and Lodging License and Unit Summary by County

### Columbia County

Prof. Code and Description	# Accounts	# Seats/Units
<b>Food Service</b>		
2010 Seating	127	10,674
2010 Non-Seating	8	0
2014 Mobile Food Dispensing Vehicle	27	0
2014 Hot Dog Cart	1	0
2015 Vending Machine	4	0
<b>Subtotal: Food Service</b>	<b>167</b>	<b>10,674</b>
<b>Lodging</b>		
2001 Hotel	8	750
2002 Motel	19	976
2003 Transient Apartment	3	82
2003 Nontransient Apartment	59	1,858
2005 Bed and Breakfast	1	1
2007 Vacation Rental-Dwelling Single	4	4
2007 Vacation Rental-Dwelling Collective	1	2
<b>Subtotal: Lodging</b>	<b>95</b>	<b>3,673</b>
<b>Total: Columbia County</b>	<b>262</b>	<b>14,347</b>

## HR400A-SUM Public Food Service and Lodging License and Unit Summary by County

### Dade County

Prof. Code and Description	# Accounts	# Seats/Units
<b>Food Service</b>		
2010 Seating	5,525	456,947
2010 Non-Seating	974	0
2013 Catering	239	0
2014 Mobile Food Dispensing Vehicle	1,131	0
2014 Hot Dog Cart	79	0
2015 Vending Machine	18	0
<b>Subtotal: Food Service</b>	<b>7,966</b>	<b>456,947</b>
<b>Lodging</b>		
2001 Hotel	439	52,913
2002 Motel	119	7,093
2003 Transient Apartment	91	2,516
2003 Nontransient Apartment	5,553	192,558
2005 Bed and Breakfast	14	53
2006 Vacation Rental-Condo Single	2,721	4,827
2006 Vacation Rental-Condo Group	268	3,462
2006 Vacation Rental-Condo Collective	152	1,360
2007 Vacation Rental-Dwelling Single	556	833
2007 Vacation Rental-Dwelling Group	40	323
2007 Vacation Rental-Dwelling Collective	61	424
2022 Timeshare Project-Timeshare Proj Single	1	9
<b>Subtotal: Lodging</b>	<b>10,015</b>	<b>266,371</b>
<b>Total: Dade County</b>	<b>17,981</b>	<b>723,318</b>

## HR400A-SUM Public Food Service and Lodging License and Unit Summary by County

### DeSoto County

Prof. Code and Description	# Accounts	# Seats/Units
<b>Food Service</b>		
2010 Seating	35	2,722
2010 Non-Seating	6	0
2014 Mobile Food Dispensing Vehicle	13	0
2014 Hot Dog Cart	2	0
<b>Subtotal: Food Service</b>	<b>56</b>	<b>2,722</b>
<b>Lodging</b>		
2001 Hotel	1	63
2002 Motel	3	87
2003 Transient Apartment	1	8
2003 Nontransient Apartment	14	638
2005 Bed and Breakfast	1	12
2007 Vacation Rental-Dwelling Single	1	1
<b>Subtotal: Lodging</b>	<b>21</b>	<b>809</b>
<b>Total: DeSoto County</b>	<b>77</b>	<b>3,531</b>

## HR400A-SUM Public Food Service and Lodging License and Unit Summary by County

### Dixie County

Prof. Code and Description	# Accounts	# Seats/Units
<b>Food Service</b>		
2010 Seating	19	1,297
<b>Subtotal: Food Service</b>		<b>19</b>
		<b>1,297</b>
<b>Lodging</b>		
2001 Hotel	1	25
2002 Motel	8	122
2003 Nontransient Apartment	1	32
2006 Vacation Rental-Condo Single	1	3
2007 Vacation Rental-Dwelling Single	4	4
2007 Vacation Rental-Dwelling Collective	2	9
<b>Subtotal: Lodging</b>		<b>17</b>
		<b>195</b>
<b>Total: Dixie County</b>		<b>36</b>
		<b>1,492</b>

## HR400A-SUM Public Food Service and Lodging License and Unit Summary by County

### Duval County

Prof. Code and Description	# Accounts	# Seats/Units
<b>Food Service</b>		
2010 Seating	2,088	206,467
2010 Non-Seating	306	0
2012 Theme Park Food Cart	3	3
2013 Catering	64	0
2014 Mobile Food Dispensing Vehicle	384	0
2014 Hot Dog Cart	41	0
2015 Vending Machine	37	0
<b>Subtotal: Food Service</b>	<b>2,923</b>	<b>206,470</b>
<b>Lodging</b>		
2001 Hotel	110	13,784
2002 Motel	63	4,659
2003 Transient Apartment	8	778
2003 Nontransient Apartment	705	93,144
2005 Bed and Breakfast	3	12
2006 Vacation Rental-Condo Single	35	38
2006 Vacation Rental-Condo Group	1	2
2006 Vacation Rental-Condo Collective	5	29
2007 Vacation Rental-Dwelling Single	125	139
2007 Vacation Rental-Dwelling Group	4	17
2007 Vacation Rental-Dwelling Collective	15	118
<b>Subtotal: Lodging</b>	<b>1,074</b>	<b>112,720</b>
<b>Total: Duval County</b>	<b>3,997</b>	<b>319,190</b>



## HR400A-SUM Public Food Service and Lodging License and Unit Summary by County

### Escambia County

Prof. Code and Description	# Accounts	# Seats/Units
<b>Food Service</b>		
2010 Seating	661	63,488
2010 Non-Seating	62	0
2013 Catering	12	0
2014 Mobile Food Dispensing Vehicle	119	0
2014 Hot Dog Cart	10	0
2015 Vending Machine	2	0
<b>Subtotal: Food Service</b>	<b>866</b>	<b>63,488</b>
<b>Lodging</b>		
2001 Hotel	40	4,240
2002 Motel	47	3,404
2003 Transient Apartment	3	437
2003 Nontransient Apartment	190	15,840
2005 Bed and Breakfast	2	12
2006 Vacation Rental-Condo Single	37	62
2006 Vacation Rental-Condo Group	14	732
2006 Vacation Rental-Condo Collective	39	1,164
2007 Vacation Rental-Dwelling Single	90	100
2007 Vacation Rental-Dwelling Collective	25	289
<b>Subtotal: Lodging</b>	<b>487</b>	<b>26,280</b>
<b>Total: Escambia County</b>	<b>1,353</b>	<b>89,768</b>

## HR400A-SUM Public Food Service and Lodging License and Unit Summary by County

### Flagler County

Prof. Code and Description	# Accounts	# Seats/Units
<b>Food Service</b>		
2010 Seating	224	18,314
2010 Non-Seating	11	0
2013 Catering	2	0
2014 Mobile Food Dispensing Vehicle	15	0
2015 Vending Machine	1	0
<b>Subtotal: Food Service</b>	<b>253</b>	<b>18,314</b>
<b>Lodging</b>		
2001 Hotel	8	704
2002 Motel	9	230
2003 Transient Apartment	6	36
2003 Nontransient Apartment	20	1,694
2005 Bed and Breakfast	3	23
2006 Vacation Rental-Condo Single	121	125
2006 Vacation Rental-Condo Group	6	128
2006 Vacation Rental-Condo Collective	15	487
2007 Vacation Rental-Dwelling Single	149	162
2007 Vacation Rental-Dwelling Group	4	18
2007 Vacation Rental-Dwelling Collective	24	196
<b>Subtotal: Lodging</b>	<b>365</b>	<b>3,803</b>
<b>Total: Flagler County</b>	<b>618</b>	<b>22,117</b>

## HR400A-SUM Public Food Service and Lodging License and Unit Summary by County

### Franklin County

Prof. Code and Description	# Accounts	# Seats/Units
<b>Food Service</b>		
2010 Seating	43	3,369
2010 Non-Seating	4	0
2014 Mobile Food Dispensing Vehicle	7	0
2014 Hot Dog Cart	5	0
<b>Subtotal: Food Service</b>	<b>59</b>	<b>3,369</b>
<b>Lodging</b>		
2001 Hotel	3	94
2002 Motel	8	299
2003 Transient Apartment	2	25
2003 Nontransient Apartment	5	129
2005 Bed and Breakfast	4	32
2006 Vacation Rental-Condo Single	21	22
2006 Vacation Rental-Condo Collective	3	76
2007 Vacation Rental-Dwelling Single	89	102
2007 Vacation Rental-Dwelling Group	1	5
2007 Vacation Rental-Dwelling Collective	20	705
<b>Subtotal: Lodging</b>	<b>156</b>	<b>1,489</b>
<b>Total: Franklin County</b>	<b>215</b>	<b>4,858</b>

## HR400A-SUM Public Food Service and Lodging License and Unit Summary by County

### Gadsden County

Prof. Code and Description	# Accounts	# Seats/Units
<b>Food Service</b>		
2010 Seating	57	3,482
2010 Non-Seating	4	0
2014 Mobile Food Dispensing Vehicle	40	0
<b>Subtotal: Food Service</b>	<b>101</b>	<b>3,482</b>
<b>Lodging</b>		
2001 Hotel	4	236
2002 Motel	10	211
2003 Transient Apartment	1	60
2003 Nontransient Apartment	17	1,000
2005 Bed and Breakfast	2	15
2007 Vacation Rental-Dwelling Single	1	1
2007 Vacation Rental-Dwelling Group	2	8
<b>Subtotal: Lodging</b>	<b>37</b>	<b>1,531</b>
<b>Total: Gadsden County</b>	<b>138</b>	<b>5,013</b>

## HR400A-SUM Public Food Service and Lodging License and Unit Summary by County

### Gilchrist County

Prof. Code and Description	# Accounts	# Seats/Units
<b>Food Service</b>		
2010 Seating	17	1,192
2014 Mobile Food Dispensing Vehicle	4	0
<b>Subtotal: Food Service</b>	<b>21</b>	<b>1,192</b>
<b>Lodging</b>		
2002 Motel	2	52
2003 Transient Apartment	1	1
2003 Nontransient Apartment	3	66
2005 Bed and Breakfast	1	11
<b>Subtotal: Lodging</b>	<b>7</b>	<b>130</b>
<b>Total: Gilchrist County</b>	<b>28</b>	<b>1,322</b>

## HR400A-SUM Public Food Service and Lodging License and Unit Summary by County

### Glades County

Prof. Code and Description	# Accounts	# Seats/Units
<b>Food Service</b>		
2010 Seating	11	623
2010 Non-Seating	2	0
2013 Catering	1	0
2014 Mobile Food Dispensing Vehicle	2	0
<b>Subtotal: Food Service</b>	<b>16</b>	<b>623</b>
<b>Lodging</b>		
2002 Motel	7	87
2003 Transient Apartment	2	22
2003 Nontransient Apartment	3	93
<b>Subtotal: Lodging</b>	<b>12</b>	<b>202</b>
<b>Total: Glades County</b>	<b>28</b>	<b>825</b>

## HR400A-SUM Public Food Service and Lodging License and Unit Summary by County

### Gulf County

Prof. Code and Description	# Accounts	# Seats/Units
<b>Food Service</b>		
2010 Seating	38	2,911
2010 Non-Seating	3	0
2014 Mobile Food Dispensing Vehicle	10	0
<b>Subtotal: Food Service</b>	<b>51</b>	<b>2,911</b>
<b>Lodging</b>		
2001 Hotel	2	91
2002 Motel	2	26
2003 Nontransient Apartment	4	163
2005 Bed and Breakfast	2	14
2006 Vacation Rental-Condo Single	7	7
2006 Vacation Rental-Condo Group	1	15
2006 Vacation Rental-Condo Collective	4	143
2007 Vacation Rental-Dwelling Single	64	68
2007 Vacation Rental-Dwelling Group	3	34
2007 Vacation Rental-Dwelling Collective	33	575
<b>Subtotal: Lodging</b>	<b>122</b>	<b>1,136</b>
<b>Total: Gulf County</b>	<b>173</b>	<b>4,047</b>

## HR400A-SUM Public Food Service and Lodging License and Unit Summary by County

### Hamilton County

Prof. Code and Description	# Accounts	# Seats/Units
<b>Food Service</b>		
2010 Seating	10	547
2010 Non-Seating	4	0
2014 Mobile Food Dispensing Vehicle	14	0
2015 Vending Machine	2	0
<b>Subtotal: Food Service</b>	<b>30</b>	<b>547</b>
<b>Lodging</b>		
2002 Motel	5	155
2003 Nontransient Apartment	7	167
2005 Bed and Breakfast	1	5
2007 Vacation Rental-Dwelling Single	1	1
<b>Subtotal: Lodging</b>	<b>14</b>	<b>328</b>
<b>Total: Hamilton County</b>	<b>44</b>	<b>875</b>



## HR400A-SUM Public Food Service and Lodging License and Unit Summary by County

### Hardee County

Prof. Code and Description	# Accounts	# Seats/Units
<b>Food Service</b>		
2010 Seating	34	2,064
2010 Non-Seating	3	0
2014 Mobile Food Dispensing Vehicle	13	0
<b>Subtotal: Food Service</b>	<b>50</b>	<b>2,064</b>
<b>Lodging</b>		
2001 Hotel	1	48
2002 Motel	3	49
2003 Nontransient Apartment	13	652
<b>Subtotal: Lodging</b>	<b>17</b>	<b>749</b>
<b>Total: Hardee County</b>	<b>67</b>	<b>2,813</b>

## HR400A-SUM Public Food Service and Lodging License and Unit Summary by County

### Hendry County

Prof. Code and Description	# Accounts	# Seats/Units
<b>Food Service</b>		
2010 Seating	64	4,474
2010 Non-Seating	10	0
2014 Mobile Food Dispensing Vehicle	26	0
<b>Subtotal: Food Service</b>	<b>100</b>	<b>4,474</b>
<b>Lodging</b>		
2001 Hotel	4	249
2002 Motel	9	247
2003 Nontransient Apartment	18	583
2006 Vacation Rental-Condo Group	1	62
2007 Vacation Rental-Dwelling Single	2	6
<b>Subtotal: Lodging</b>	<b>34</b>	<b>1,147</b>
<b>Total: Hendry County</b>	<b>134</b>	<b>5,621</b>

## HR400A-SUM Public Food Service and Lodging License and Unit Summary by County

### Hernando County

Prof. Code and Description	# Accounts	# Seats/Units
<b>Food Service</b>		
2010 Seating	304	27,132
2010 Non-Seating	25	0
2013 Catering	6	0
2014 Mobile Food Dispensing Vehicle	52	0
2014 Hot Dog Cart	6	0
2015 Vending Machine	2	0
<b>Subtotal: Food Service</b>	<b>395</b>	<b>27,132</b>
<b>Lodging</b>		
2001 Hotel	6	415
2002 Motel	11	633
2003 Transient Apartment	3	11
2003 Nontransient Apartment	59	3,623
2005 Bed and Breakfast	3	10
2006 Vacation Rental-Condo Single	2	2
2007 Vacation Rental-Dwelling Single	34	41
2007 Vacation Rental-Dwelling Collective	7	10
<b>Subtotal: Lodging</b>	<b>125</b>	<b>4,745</b>
<b>Total: Hernando County</b>	<b>520</b>	<b>31,877</b>

## HR400A-SUM Public Food Service and Lodging License and Unit Summary by County

### Highlands County

Prof. Code and Description	# Accounts	# Seats/Units
<b>Food Service</b>		
2010 Seating	163	14,883
2010 Non-Seating	11	0
2014 Mobile Food Dispensing Vehicle	31	0
2015 Vending Machine	3	0
<b>Subtotal: Food Service</b>	<b>208</b>	<b>14,883</b>
<b>Lodging</b>		
2001 Hotel	9	903
2002 Motel	12	364
2003 Transient Apartment	10	215
2003 Nontransient Apartment	69	2,351
2006 Vacation Rental-Condo Single	2	2
2006 Vacation Rental-Condo Group	4	76
2006 Vacation Rental-Condo Collective	2	80
2007 Vacation Rental-Dwelling Single	8	11
<b>Subtotal: Lodging</b>	<b>116</b>	<b>4,002</b>
<b>Total: Highlands County</b>	<b>324</b>	<b>18,885</b>

## HR400A-SUM Public Food Service and Lodging License and Unit Summary by County

### Hillsborough County

Prof. Code and Description	# Accounts	# Seats/Units
<b>Food Service</b>		
2010 Seating	2,731	255,477
2010 Non-Seating	427	0
2012 Theme Park Food Cart	4	31
2013 Catering	107	0
2014 Mobile Food Dispensing Vehicle	611	0
2014 Hot Dog Cart	26	0
2015 Vending Machine	41	0
<b>Subtotal: Food Service</b>	<b>3,947</b>	<b>255,508</b>
<b>Lodging</b>		
2001 Hotel	130	20,273
2002 Motel	97	5,340
2003 Transient Apartment	23	1,905
2003 Nontransient Apartment	881	127,068
2005 Bed and Breakfast	7	27
2006 Vacation Rental-Condo Single	31	35
2006 Vacation Rental-Condo Group	9	558
2006 Vacation Rental-Condo Collective	4	16
2007 Vacation Rental-Dwelling Single	134	143
2007 Vacation Rental-Dwelling Group	5	40
2007 Vacation Rental-Dwelling Collective	23	261
<b>Subtotal: Lodging</b>	<b>1,344</b>	<b>155,666</b>
<b>Total: Hillsborough County</b>	<b>5,291</b>	<b>411,174</b>

## HR400A-SUM Public Food Service and Lodging License and Unit Summary by County

### Holmes County

Prof. Code and Description	# Accounts	# Seats/Units
<b>Food Service</b>		
2010 Seating	19	1,422
2010 Non-Seating	1	0
2014 Mobile Food Dispensing Vehicle	5	0
<b>Subtotal: Food Service</b>	<b>25</b>	<b>1,422</b>
<b>Lodging</b>		
2002 Motel	5	243
2003 Nontransient Apartment	10	139
2007 Vacation Rental-Dwelling Single	1	2
<b>Subtotal: Lodging</b>	<b>16</b>	<b>384</b>
<b>Total: Holmes County</b>	<b>41</b>	<b>1,806</b>

## HR400A-SUM Public Food Service and Lodging License and Unit Summary by County

### Indian River County

Prof. Code and Description	# Accounts	# Seats/Units
<b>Food Service</b>		
2010 Seating	339	32,073
2010 Non-Seating	33	0
2013 Catering	4	0
2014 Mobile Food Dispensing Vehicle	17	0
2014 Hot Dog Cart	3	0
2015 Vending Machine	1	0
<b>Subtotal: Food Service</b>	<b>397</b>	<b>32,073</b>
<b>Lodging</b>		
2001 Hotel	13	1,059
2002 Motel	26	1,099
2003 Transient Apartment	6	101
2003 Nontransient Apartment	86	4,663
2005 Bed and Breakfast	1	3
2006 Vacation Rental-Condo Single	11	11
2006 Vacation Rental-Condo Group	5	298
2006 Vacation Rental-Condo Collective	4	25
2007 Vacation Rental-Dwelling Single	158	166
2007 Vacation Rental-Dwelling Group	3	13
2007 Vacation Rental-Dwelling Collective	12	34
<b>Subtotal: Lodging</b>	<b>325</b>	<b>7,472</b>
<b>Total: Indian River County</b>	<b>722</b>	<b>39,545</b>

## HR400A-SUM Public Food Service and Lodging License and Unit Summary by County

### Jackson County

Prof. Code and Description	# Accounts	# Seats/Units
<b>Food Service</b>		
2010 Seating	83	5,783
2010 Non-Seating	4	0
2013 Catering	2	0
2014 Mobile Food Dispensing Vehicle	8	0
2014 Hot Dog Cart	2	0
<b>Subtotal: Food Service</b>	<b>99</b>	<b>5,783</b>
<b>Lodging</b>		
2001 Hotel	3	221
2002 Motel	13	650
2003 Nontransient Apartment	29	998
2005 Bed and Breakfast	1	5
2007 Vacation Rental-Dwelling Single	1	10
<b>Subtotal: Lodging</b>	<b>47</b>	<b>1,884</b>
<b>Total: Jackson County</b>	<b>146</b>	<b>7,667</b>



## HR400A-SUM Public Food Service and Lodging License and Unit Summary by County

### Jefferson County

Prof. Code and Description	# Accounts	# Seats/Units
<b>Food Service</b>		
2010 Seating	26	1,234
2010 Non-Seating	2	0
2014 Mobile Food Dispensing Vehicle	8	0
2015 Vending Machine	2	0
<b>Subtotal: Food Service</b>	<b>38</b>	<b>1,234</b>
<b>Lodging</b>		
2002 Motel	5	179
2003 Nontransient Apartment	7	199
2005 Bed and Breakfast	4	15
2007 Vacation Rental-Dwelling Single	3	7
<b>Subtotal: Lodging</b>	<b>19</b>	<b>400</b>
<b>Total: Jefferson County</b>	<b>57</b>	<b>1,634</b>

## HR400A-SUM Public Food Service and Lodging License and Unit Summary by County

### Lafayette County

Prof. Code and Description	# Accounts	# Seats/Units
<b>Food Service</b>		
2010 Seating	5	423
2014 Mobile Food Dispensing Vehicle	3	0
<b>Subtotal: Food Service</b>	<b>8</b>	<b>423</b>
<b>Lodging</b>		
2002 Motel	2	27
2003 Nontransient Apartment	1	36
2005 Bed and Breakfast	1	12
2007 Vacation Rental-Dwelling Single	2	2
<b>Subtotal: Lodging</b>	<b>6</b>	<b>77</b>
<b>Total: Lafayette County</b>	<b>14</b>	<b>500</b>

## HR400A-SUM Public Food Service and Lodging License and Unit Summary by County

### Lake County

Prof. Code and Description	# Accounts	# Seats/Units
<b>Food Service</b>		
2010 Seating	626	56,543
2010 Non-Seating	62	0
2013 Catering	17	0
2014 Mobile Food Dispensing Vehicle	93	0
2014 Hot Dog Cart	7	0
2015 Vending Machine	7	0
<b>Subtotal: Food Service</b>	<b>812</b>	<b>56,543</b>
<b>Lodging</b>		
2001 Hotel	22	1,685
2002 Motel	27	1,037
2003 Transient Apartment	8	97
2003 Nontransient Apartment	191	14,537
2005 Bed and Breakfast	7	35
2006 Vacation Rental-Condo Single	25	582
2006 Vacation Rental-Condo Group	3	101
2006 Vacation Rental-Condo Collective	1	2
2007 Vacation Rental-Dwelling Single	549	696
2007 Vacation Rental-Dwelling Group	10	55
2007 Vacation Rental-Dwelling Collective	52	437
<b>Subtotal: Lodging</b>	<b>895</b>	<b>19,264</b>
<b>Total: Lake County</b>	<b>1,707</b>	<b>75,807</b>

## HR400A-SUM Public Food Service and Lodging License and Unit Summary by County

### Lee County

Prof. Code and Description	# Accounts	# Seats/Units
<b>Food Service</b>		
2010 Seating	1,641	178,849
2010 Non-Seating	250	0
2013 Catering	44	0
2014 Mobile Food Dispensing Vehicle	229	0
2014 Hot Dog Cart	19	0
2015 Vending Machine	6	0
<b>Subtotal: Food Service</b>	<b>2,189</b>	<b>178,849</b>
<b>Lodging</b>		
2001 Hotel	77	8,569
2002 Motel	110	4,107
2003 Transient Apartment	36	211
2003 Nontransient Apartment	279	25,296
2005 Bed and Breakfast	6	36
2006 Vacation Rental-Condo Single	114	129
2006 Vacation Rental-Condo Group	57	2,362
2006 Vacation Rental-Condo Collective	64	1,819
2007 Vacation Rental-Dwelling Single	407	467
2007 Vacation Rental-Dwelling Group	18	132
2007 Vacation Rental-Dwelling Collective	132	2,101
<b>Subtotal: Lodging</b>	<b>1,300</b>	<b>45,229</b>
<b>Total: Lee County</b>	<b>3,489</b>	<b>224,078</b>

## HR400A-SUM Public Food Service and Lodging License and Unit Summary by County

### Leon County

Prof. Code and Description	# Accounts	# Seats/Units
<b>Food Service</b>		
2010 Seating	666	62,027
2010 Non-Seating	54	0
2013 Catering	20	0
2014 Mobile Food Dispensing Vehicle	84	0
2014 Hot Dog Cart	4	0
2015 Vending Machine	10	0
<b>Subtotal: Food Service</b>	<b>838</b>	<b>62,027</b>
<b>Lodging</b>		
2001 Hotel	43	4,663
2002 Motel	25	1,896
2003 Transient Apartment	6	932
2003 Nontransient Apartment	431	32,500
2006 Vacation Rental-Condo Single	14	17
2006 Vacation Rental-Condo Group	2	4
2006 Vacation Rental-Condo Collective	2	4
2007 Vacation Rental-Dwelling Single	26	59
2007 Vacation Rental-Dwelling Group	3	12
2007 Vacation Rental-Dwelling Collective	5	21
<b>Subtotal: Lodging</b>	<b>557</b>	<b>40,108</b>
<b>Total: Leon County</b>	<b>1,395</b>	<b>102,135</b>

## HR400A-SUM Public Food Service and Lodging License and Unit Summary by County

### Levy County

Prof. Code and Description	# Accounts	# Seats/Units
<b>Food Service</b>		
2010 Seating	76	5,336
2010 Non-Seating	7	0
2014 Mobile Food Dispensing Vehicle	9	0
2014 Hot Dog Cart	3	0
2015 Vending Machine	1	0
<b>Subtotal: Food Service</b>	<b>96</b>	<b>5,336</b>
<b>Lodging</b>		
2001 Hotel	1	10
2002 Motel	17	326
2003 Transient Apartment	2	10
2003 Nontransient Apartment	17	462
2005 Bed and Breakfast	2	17
2006 Vacation Rental-Condo Group	7	178
2007 Vacation Rental-Dwelling Single	10	20
2007 Vacation Rental-Dwelling Collective	2	33
<b>Subtotal: Lodging</b>	<b>58</b>	<b>1,056</b>
<b>Total: Levy County</b>	<b>154</b>	<b>6,392</b>

## HR400A-SUM Public Food Service and Lodging License and Unit Summary by County

### Liberty County

Prof. Code and Description	# Accounts	# Seats/Units
<b>Food Service</b>		
2010 Seating	3	307
2014 Mobile Food Dispensing Vehicle	1	0
<b>Subtotal: Food Service</b>	<b>4</b>	<b>307</b>
<b>Lodging</b>		
2002 Motel	1	12
<b>Subtotal: Lodging</b>	<b>1</b>	<b>12</b>
<b>Total: Liberty County</b>	<b>5</b>	<b>319</b>

## HR400A-SUM Public Food Service and Lodging License and Unit Summary by County

### Madison County

Prof. Code and Description	# Accounts	# Seats/Units
<b>Food Service</b>		
2010 Seating	23	1,184
2010 Non-Seating	1	0
2014 Mobile Food Dispensing Vehicle	9	0
2015 Vending Machine	2	0
<b>Subtotal: Food Service</b>	<b>35</b>	<b>1,184</b>
<b>Lodging</b>		
2001 Hotel	1	58
2002 Motel	3	138
2003 Nontransient Apartment	9	398
2005 Bed and Breakfast	2	10
2007 Vacation Rental-Dwelling Single	1	1
<b>Subtotal: Lodging</b>	<b>16</b>	<b>605</b>
<b>Total: Madison County</b>	<b>51</b>	<b>1,789</b>



## HR400A-SUM Public Food Service and Lodging License and Unit Summary by County

### Manatee County

Prof. Code and Description	# Accounts	# Seats/Units
<b>Food Service</b>		
2010 Seating	728	66,345
2010 Non-Seating	78	0
2013 Catering	5	0
2014 Mobile Food Dispensing Vehicle	114	0
2014 Hot Dog Cart	6	0
2015 Vending Machine	15	0
<b>Subtotal: Food Service</b>	<b>946</b>	<b>66,345</b>
<b>Lodging</b>		
2001 Hotel	22	2,284
2002 Motel	48	2,048
2003 Transient Apartment	34	365
2003 Nontransient Apartment	146	19,832
2005 Bed and Breakfast	2	12
2006 Vacation Rental-Condo Single	213	253
2006 Vacation Rental-Condo Group	39	1,054
2006 Vacation Rental-Condo Collective	44	765
2007 Vacation Rental-Dwelling Single	453	562
2007 Vacation Rental-Dwelling Group	28	117
2007 Vacation Rental-Dwelling Collective	102	2,223
<b>Subtotal: Lodging</b>	<b>1,131</b>	<b>29,515</b>
<b>Total: Manatee County</b>	<b>2,077</b>	<b>95,860</b>

## HR400A-SUM Public Food Service and Lodging License and Unit Summary by County

### Marion County

Prof. Code and Description	# Accounts	# Seats/Units
<b>Food Service</b>		
2010 Seating	559	48,823
2010 Non-Seating	61	0
2013 Catering	17	0
2014 Mobile Food Dispensing Vehicle	118	0
2014 Hot Dog Cart	19	0
2015 Vending Machine	12	0
<b>Subtotal: Food Service</b>	<b>786</b>	<b>48,823</b>
<b>Lodging</b>		
2001 Hotel	26	2,514
2002 Motel	50	1,741
2003 Transient Apartment	7	42
2003 Nontransient Apartment	135	9,388
2005 Bed and Breakfast	1	7
2006 Vacation Rental-Condo Single	3	3
2007 Vacation Rental-Dwelling Single	29	29
2007 Vacation Rental-Dwelling Group	1	12
2007 Vacation Rental-Dwelling Collective	5	30
<b>Subtotal: Lodging</b>	<b>257</b>	<b>13,766</b>
<b>Total: Marion County</b>	<b>1,043</b>	<b>62,589</b>

## HR400A-SUM Public Food Service and Lodging License and Unit Summary by County

### Martin County

Prof. Code and Description	# Accounts	# Seats/Units
<b>Food Service</b>		
2010 Seating	421	40,912
2010 Non-Seating	37	0
2013 Catering	13	0
2014 Mobile Food Dispensing Vehicle	37	0
2014 Hot Dog Cart	6	0
2015 Vending Machine	5	0
<b>Subtotal: Food Service</b>	<b>519</b>	<b>40,912</b>
<b>Lodging</b>		
2001 Hotel	14	1,256
2002 Motel	13	451
2003 Transient Apartment	7	174
2003 Nontransient Apartment	79	3,799
2005 Bed and Breakfast	3	19
2006 Vacation Rental-Condo Single	3	3
2006 Vacation Rental-Condo Group	4	314
2006 Vacation Rental-Condo Collective	3	3
2007 Vacation Rental-Dwelling Single	26	26
2007 Vacation Rental-Dwelling Group	2	11
2007 Vacation Rental-Dwelling Collective	2	9
<b>Subtotal: Lodging</b>	<b>156</b>	<b>6,065</b>
<b>Total: Martin County</b>	<b>675</b>	<b>46,977</b>

## HR400A-SUM Public Food Service and Lodging License and Unit Summary by County

### Monroe County

Prof. Code and Description	# Accounts	# Seats/Units
<b>Food Service</b>		
2010 Seating	555	52,292
2010 Non-Seating	58	0
2013 Catering	10	0
2014 Mobile Food Dispensing Vehicle	68	0
2014 Hot Dog Cart	8	0
<b>Subtotal: Food Service</b>	<b>699</b>	<b>52,292</b>
<b>Lodging</b>		
2001 Hotel	67	4,754
2002 Motel	126	4,673
2003 Transient Apartment	87	494
2003 Nontransient Apartment	109	2,939
2005 Bed and Breakfast	53	494
2006 Vacation Rental-Condo Single	437	596
2006 Vacation Rental-Condo Group	53	1,315
2006 Vacation Rental-Condo Collective	59	1,064
2007 Vacation Rental-Dwelling Single	897	1,035
2007 Vacation Rental-Dwelling Group	43	250
2007 Vacation Rental-Dwelling Collective	123	1,749
2022 Timeshare Project-Timeshare Proj Group	2	60
<b>Subtotal: Lodging</b>	<b>2,056</b>	<b>19,423</b>
<b>Total: Monroe County</b>	<b>2,755</b>	<b>71,715</b>

## HR400A-SUM Public Food Service and Lodging License and Unit Summary by County

### Nassau County

Prof. Code and Description	# Accounts	# Seats/Units
<b>Food Service</b>		
2010 Seating	211	20,525
2010 Non-Seating	17	0
2013 Catering	2	0
2014 Mobile Food Dispensing Vehicle	9	0
2014 Hot Dog Cart	1	0
2015 Vending Machine	2	0
<b>Subtotal: Food Service</b>	<b>242</b>	<b>20,525</b>
<b>Lodging</b>		
2001 Hotel	16	1,912
2002 Motel	13	408
2003 Transient Apartment	5	8
2003 Nontransient Apartment	36	2,220
2005 Bed and Breakfast	5	55
2006 Vacation Rental-Condo Single	119	122
2006 Vacation Rental-Condo Group	13	485
2006 Vacation Rental-Condo Collective	23	467
2007 Vacation Rental-Dwelling Single	59	74
2007 Vacation Rental-Dwelling Group	3	22
2007 Vacation Rental-Dwelling Collective	9	104
<b>Subtotal: Lodging</b>	<b>301</b>	<b>5,877</b>
<b>Total: Nassau County</b>	<b>543</b>	<b>26,402</b>

## HR400A-SUM Public Food Service and Lodging License and Unit Summary by County

### Okaloosa County

Prof. Code and Description	# Accounts	# Seats/Units
<b>Food Service</b>		
2010 Seating	605	62,953
2010 Non-Seating	50	0
2013 Catering	2	0
2014 Mobile Food Dispensing Vehicle	68	0
2014 Hot Dog Cart	6	0
2015 Vending Machine	2	0
<b>Subtotal: Food Service</b>	<b>733</b>	<b>62,953</b>
<b>Lodging</b>		
2001 Hotel	34	3,243
2002 Motel	36	2,951
2003 Transient Apartment	1	39
2003 Nontransient Apartment	144	7,795
2005 Bed and Breakfast	1	5
2006 Vacation Rental-Condo Single	111	549
2006 Vacation Rental-Condo Group	43	3,380
2006 Vacation Rental-Condo Collective	91	2,567
2007 Vacation Rental-Dwelling Single	281	530
2007 Vacation Rental-Dwelling Group	14	34
2007 Vacation Rental-Dwelling Collective	87	949
<b>Subtotal: Lodging</b>	<b>843</b>	<b>22,042</b>
<b>Total: Okaloosa County</b>	<b>1,576</b>	<b>84,995</b>

## HR400A-SUM Public Food Service and Lodging License and Unit Summary by County

### Okeechobee County

Prof. Code and Description	# Accounts	# Seats/Units
<b>Food Service</b>		
2010 Seating	72	6,585
2010 Non-Seating	6	0
2013 Catering	1	0
2014 Mobile Food Dispensing Vehicle	24	0
2014 Hot Dog Cart	2	0
<b>Subtotal: Food Service</b>	<b>105</b>	<b>6,585</b>
<b>Lodging</b>		
2001 Hotel	1	85
2002 Motel	14	508
2003 Transient Apartment	3	31
2003 Nontransient Apartment	7	329
2007 Vacation Rental-Dwelling Single	2	2
<b>Subtotal: Lodging</b>	<b>27</b>	<b>955</b>
<b>Total: Okeechobee County</b>	<b>132</b>	<b>7,540</b>

## HR400A-SUM Public Food Service and Lodging License and Unit Summary by County

### Orange County

Prof. Code and Description	# Accounts	# Seats/Units
<b>Food Service</b>		
2010 Seating	3,579	459,876
2010 Non-Seating	715	0
2012 Theme Park Food Cart	16	323
2013 Catering	126	0
2014 Mobile Food Dispensing Vehicle	660	0
2014 Hot Dog Cart	97	0
2015 Vending Machine	145	0
<b>Subtotal: Food Service</b>	<b>5,338</b>	<b>460,199</b>
<b>Lodging</b>		
2001 Hotel	253	78,911
2002 Motel	75	19,657
2003 Transient Apartment	5	646
2003 Nontransient Apartment	843	148,683
2005 Bed and Breakfast	4	28
2006 Vacation Rental-Condo Single	98	802
2006 Vacation Rental-Condo Group	53	14,928
2006 Vacation Rental-Condo Collective	27	304
2007 Vacation Rental-Dwelling Single	101	115
2007 Vacation Rental-Dwelling Group	7	114
2007 Vacation Rental-Dwelling Collective	47	902
2022 Timeshare Project-Timeshare Proj Group	10	4,404
<b>Subtotal: Lodging</b>	<b>1,523</b>	<b>269,494</b>
<b>Total: Orange County</b>	<b>6,861</b>	<b>729,693</b>



## HR400A-SUM Public Food Service and Lodging License and Unit Summary by County

### Osceola County

Prof. Code and Description	# Accounts	# Seats/Units
<b>Food Service</b>		
2010 Seating	835	97,392
2010 Non-Seating	93	0
2012 Theme Park Food Cart	1	1
2013 Catering	9	0
2014 Mobile Food Dispensing Vehicle	119	0
2014 Hot Dog Cart	12	0
2015 Vending Machine	12	0
<b>Subtotal: Food Service</b>	<b>1,081</b>	<b>97,393</b>
<b>Lodging</b>		
2001 Hotel	33	12,688
2002 Motel	83	9,509
2003 Transient Apartment	7	385
2003 Nontransient Apartment	168	22,652
2005 Bed and Breakfast	1	4
2006 Vacation Rental-Condo Single	833	3,216
2006 Vacation Rental-Condo Group	59	6,599
2006 Vacation Rental-Condo Collective	84	903
2007 Vacation Rental-Dwelling Single	4,873	5,222
2007 Vacation Rental-Dwelling Group	47	1,136
2007 Vacation Rental-Dwelling Collective	396	5,479
2022 Timeshare Project-Timeshare Proj Group	1	2,402
<b>Subtotal: Lodging</b>	<b>6,585</b>	<b>70,195</b>
<b>Total: Osceola County</b>	<b>7,666</b>	<b>167,588</b>

## HR400A-SUM Public Food Service and Lodging License and Unit Summary by County

### Palm Beach County

Prof. Code and Description	# Accounts	# Seats/Units
<b>Food Service</b>		
2010 Seating	3,026	303,512
2010 Non-Seating	388	0
2013 Catering	96	0
2014 Mobile Food Dispensing Vehicle	258	0
2014 Hot Dog Cart	18	0
2015 Vending Machine	17	0
<b>Subtotal: Food Service</b>	<b>3,803</b>	<b>303,512</b>
<b>Lodging</b>		
2001 Hotel	104	15,308
2002 Motel	82	3,669
2003 Transient Apartment	40	1,594
2003 Nontransient Apartment	1,087	75,395
2005 Bed and Breakfast	8	84
2006 Vacation Rental-Condo Single	99	366
2006 Vacation Rental-Condo Group	25	1,184
2006 Vacation Rental-Condo Collective	19	277
2006 Vacation Rental-Condo	1	1
2007 Vacation Rental-Dwelling Single	397	481
2007 Vacation Rental-Dwelling Group	20	54
2007 Vacation Rental-Dwelling Collective	42	163
<b>Subtotal: Lodging</b>	<b>1,924</b>	<b>98,576</b>
<b>Total: Palm Beach County</b>	<b>5,727</b>	<b>402,088</b>

## HR400A-SUM Public Food Service and Lodging License and Unit Summary by County

### Pasco County

Prof. Code and Description	# Accounts	# Seats/Units
<b>Food Service</b>		
2010 Seating	758	68,504
2010 Non-Seating	53	0
2013 Catering	5	0
2014 Mobile Food Dispensing Vehicle	93	0
2014 Hot Dog Cart	9	0
2015 Vending Machine	8	0
<b>Subtotal: Food Service</b>	<b>926</b>	<b>68,504</b>
<b>Lodging</b>		
2001 Hotel	20	1,727
2002 Motel	23	1,071
2003 Transient Apartment	5	45
2003 Nontransient Apartment	185	17,251
2006 Vacation Rental-Condo Single	18	26
2006 Vacation Rental-Condo Group	3	729
2006 Vacation Rental-Condo Collective	3	28
2007 Vacation Rental-Dwelling Single	63	68
2007 Vacation Rental-Dwelling Group	5	126
2007 Vacation Rental-Dwelling Collective	16	54
<b>Subtotal: Lodging</b>	<b>341</b>	<b>21,125</b>
<b>Total: Pasco County</b>	<b>1,267</b>	<b>89,629</b>

## HR400A-SUM Public Food Service and Lodging License and Unit Summary by County

### Pinellas County

Prof. Code and Description	# Accounts	# Seats/Units
<b>Food Service</b>		
2010 Seating	2,385	231,488
2010 Non-Seating	257	0
2013 Catering	58	0
2014 Mobile Food Dispensing Vehicle	203	0
2014 Hot Dog Cart	55	0
2015 Vending Machine	17	0
<b>Subtotal: Food Service</b>	<b>2,975</b>	<b>231,488</b>
<b>Lodging</b>		
2001 Hotel	114	12,275
2002 Motel	223	9,430
2003 Transient Apartment	111	2,360
2003 Nontransient Apartment	1,236	68,996
2005 Bed and Breakfast	21	107
2006 Vacation Rental-Condo Single	290	361
2006 Vacation Rental-Condo Group	86	2,369
2006 Vacation Rental-Condo Collective	79	2,157
2007 Vacation Rental-Dwelling Single	420	584
2007 Vacation Rental-Dwelling Group	35	164
2007 Vacation Rental-Dwelling Collective	63	440
<b>Subtotal: Lodging</b>	<b>2,678</b>	<b>99,243</b>
<b>Total: Pinellas County</b>	<b>5,653</b>	<b>330,731</b>

## HR400A-SUM Public Food Service and Lodging License and Unit Summary by County

### Polk County

Prof. Code and Description	# Accounts	# Seats/Units
<b>Food Service</b>		
2010 Seating	1,019	91,555
2010 Non-Seating	125	0
2013 Catering	18	0
2014 Mobile Food Dispensing Vehicle	224	0
2014 Hot Dog Cart	8	0
2015 Vending Machine	32	0
<b>Subtotal: Food Service</b>	<b>1,426</b>	<b>91,555</b>
<b>Lodging</b>		
2001 Hotel	42	4,103
2002 Motel	79	4,161
2003 Transient Apartment	14	111
2003 Nontransient Apartment	345	24,020
2005 Bed and Breakfast	6	33
2006 Vacation Rental-Condo Single	225	245
2006 Vacation Rental-Condo Group	5	68
2006 Vacation Rental-Condo Collective	27	478
2007 Vacation Rental-Dwelling Single	2,365	2,448
2007 Vacation Rental-Dwelling Group	13	474
2007 Vacation Rental-Dwelling Collective	175	2,187
2022 Timeshare Project-Timeshare Proj Group	1	92
<b>Subtotal: Lodging</b>	<b>3,297</b>	<b>38,420</b>
<b>Total: Polk County</b>	<b>4,723</b>	<b>129,975</b>

## HR400A-SUM Public Food Service and Lodging License and Unit Summary by County

### Putnam County

Prof. Code and Description	# Accounts	# Seats/Units
<b>Food Service</b>		
2010 Seating	112	7,921
2010 Non-Seating	8	0
2013 Catering	3	0
2014 Mobile Food Dispensing Vehicle	21	0
2014 Hot Dog Cart	1	0
2015 Vending Machine	2	0
<b>Subtotal: Food Service</b>	<b>147</b>	<b>7,921</b>
<b>Lodging</b>		
2001 Hotel	4	229
2002 Motel	16	427
2003 Transient Apartment	1	11
2003 Nontransient Apartment	29	1,314
2005 Bed and Breakfast	3	12
2006 Vacation Rental-Condo Group	2	20
2007 Vacation Rental-Dwelling Single	17	17
2007 Vacation Rental-Dwelling Collective	1	1
<b>Subtotal: Lodging</b>	<b>73</b>	<b>2,031</b>
<b>Total: Putnam County</b>	<b>220</b>	<b>9,952</b>

## HR400A-SUM Public Food Service and Lodging License and Unit Summary by County

### Santa Rosa County

Prof. Code and Description	# Accounts	# Seats/Units
<b>Food Service</b>		
2010 Seating	241	19,011
2010 Non-Seating	18	0
2013 Catering	2	0
2014 Mobile Food Dispensing Vehicle	53	0
2014 Hot Dog Cart	3	0
2015 Vending Machine	2	0
<b>Subtotal: Food Service</b>	<b>319</b>	<b>19,011</b>
<b>Lodging</b>		
2001 Hotel	7	688
2002 Motel	8	467
2003 Nontransient Apartment	59	2,805
2006 Vacation Rental-Condo Single	37	40
2006 Vacation Rental-Condo Group	5	75
2006 Vacation Rental-Condo Collective	13	257
2007 Vacation Rental-Dwelling Single	50	89
2007 Vacation Rental-Dwelling Group	2	15
2007 Vacation Rental-Dwelling Collective	12	139
<b>Subtotal: Lodging</b>	<b>193</b>	<b>4,575</b>
<b>Total: Santa Rosa County</b>	<b>512</b>	<b>23,586</b>

## HR400A-SUM Public Food Service and Lodging License and Unit Summary by County

### Sarasota County

Prof. Code and Description	# Accounts	# Seats/Units
<b>Food Service</b>		
2010 Seating	1,058	136,297
2010 Non-Seating	80	0
2013 Catering	30	0
2014 Mobile Food Dispensing Vehicle	100	0
2014 Hot Dog Cart	5	0
2015 Vending Machine	13	0
<b>Subtotal: Food Service</b>	<b>1,286</b>	<b>136,297</b>
<b>Lodging</b>		
2001 Hotel	40	4,638
2002 Motel	58	2,185
2003 Transient Apartment	43	783
2003 Nontransient Apartment	196	15,570
2005 Bed and Breakfast	1	9
2006 Vacation Rental-Condo Single	61	88
2006 Vacation Rental-Condo Group	66	2,819
2006 Vacation Rental-Condo Collective	35	622
2007 Vacation Rental-Dwelling Single	188	230
2007 Vacation Rental-Dwelling Group	15	78
2007 Vacation Rental-Dwelling Collective	57	646
<b>Subtotal: Lodging</b>	<b>760</b>	<b>27,668</b>
<b>Total: Sarasota County</b>	<b>2,046</b>	<b>163,965</b>



## HR400A-SUM Public Food Service and Lodging License and Unit Summary by County

### Seminole County

Prof. Code and Description	# Accounts	# Seats/Units
<b>Food Service</b>		
2010 Seating	826	81,013
2010 Non-Seating	116	0
2013 Catering	18	0
2014 Mobile Food Dispensing Vehicle	52	0
2014 Hot Dog Cart	5	0
2015 Vending Machine	20	0
<b>Subtotal: Food Service</b>	<b>1,037</b>	<b>81,013</b>
<b>Lodging</b>		
2001 Hotel	26	3,506
2002 Motel	19	1,312
2003 Transient Apartment	1	1
2003 Nontransient Apartment	206	39,353
2005 Bed and Breakfast	1	4
2006 Vacation Rental-Condo Single	3	3
2006 Vacation Rental-Condo Collective	6	291
2007 Vacation Rental-Dwelling Single	22	26
2007 Vacation Rental-Dwelling Group	3	10
2007 Vacation Rental-Dwelling Collective	4	7
<b>Subtotal: Lodging</b>	<b>291</b>	<b>44,513</b>
<b>Total: Seminole County</b>	<b>1,328</b>	<b>125,526</b>

## HR400A-SUM Public Food Service and Lodging License and Unit Summary by County

### St. Johns County

Prof. Code and Description	# Accounts	# Seats/Units
<b>Food Service</b>		
2010 Seating	665	55,097
2010 Non-Seating	69	0
2013 Catering	6	0
2014 Mobile Food Dispensing Vehicle	55	0
2014 Hot Dog Cart	3	0
2015 Vending Machine	14	0
<b>Subtotal: Food Service</b>	<b>812</b>	<b>55,097</b>
<b>Lodging</b>		
2001 Hotel	35	3,639
2002 Motel	54	2,532
2003 Transient Apartment	3	12
2003 Nontransient Apartment	57	5,053
2005 Bed and Breakfast	27	234
2006 Vacation Rental-Condo Single	82	85
2006 Vacation Rental-Condo Group	21	935
2006 Vacation Rental-Condo Collective	43	1,069
2007 Vacation Rental-Dwelling Single	298	397
2007 Vacation Rental-Dwelling Group	9	45
2007 Vacation Rental-Dwelling Collective	51	621
<b>Subtotal: Lodging</b>	<b>680</b>	<b>14,622</b>
<b>Total: St. Johns County</b>	<b>1,492</b>	<b>69,719</b>

## HR400A-SUM Public Food Service and Lodging License and Unit Summary by County

### St. Lucie County

Prof. Code and Description	# Accounts	# Seats/Units
<b>Food Service</b>		
2010 Seating	506	40,736
2010 Non-Seating	63	0
2013 Catering	16	0
2014 Mobile Food Dispensing Vehicle	90	0
2014 Hot Dog Cart	5	0
2015 Vending Machine	10	0
<b>Subtotal: Food Service</b>	<b>690</b>	<b>40,736</b>
<b>Lodging</b>		
2001 Hotel	21	2,264
2002 Motel	23	961
2003 Transient Apartment	11	110
2003 Nontransient Apartment	109	7,722
2005 Bed and Breakfast	1	3
2006 Vacation Rental-Condo Single	26	85
2006 Vacation Rental-Condo Group	5	200
2006 Vacation Rental-Condo Collective	4	120
2007 Vacation Rental-Dwelling Single	40	41
2007 Vacation Rental-Dwelling Group	1	15
2007 Vacation Rental-Dwelling Collective	9	19
<b>Subtotal: Lodging</b>	<b>250</b>	<b>11,540</b>
<b>Total: St. Lucie County</b>	<b>940</b>	<b>52,276</b>

## HR400A-SUM Public Food Service and Lodging License and Unit Summary by County

### Sumter County

Prof. Code and Description	# Accounts	# Seats/Units
<b>Food Service</b>		
2010 Seating	180	18,710
2010 Non-Seating	19	0
2014 Mobile Food Dispensing Vehicle	31	0
2014 Hot Dog Cart	1	0
2015 Vending Machine	4	0
<b>Subtotal: Food Service</b>	<b>235</b>	<b>18,710</b>
<b>Lodging</b>		
2001 Hotel	5	514
2002 Motel	9	489
2003 Transient Apartment	2	18
2003 Nontransient Apartment	23	1,917
2005 Bed and Breakfast	2	11
2006 Vacation Rental-Condo Single	1	1
2007 Vacation Rental-Dwelling Single	38	38
2007 Vacation Rental-Dwelling Group	1	14
2007 Vacation Rental-Dwelling Collective	17	507
<b>Subtotal: Lodging</b>	<b>98</b>	<b>3,509</b>
<b>Total: Sumter County</b>	<b>333</b>	<b>22,219</b>

## HR400A-SUM Public Food Service and Lodging License and Unit Summary by County

### Suwannee County

Prof. Code and Description	# Accounts	# Seats/Units
<b>Food Service</b>		
2010 Seating	56	4,590
2010 Non-Seating	5	0
2013 Catering	1	0
2014 Mobile Food Dispensing Vehicle	14	0
2014 Hot Dog Cart	2	0
2015 Vending Machine	3	0
<b>Subtotal: Food Service</b>	<b>81</b>	<b>4,590</b>
<b>Lodging</b>		
2001 Hotel	1	69
2002 Motel	10	276
2003 Nontransient Apartment	11	455
2007 Vacation Rental-Dwelling Single	5	8
2007 Vacation Rental-Dwelling Group	1	3
2007 Vacation Rental-Dwelling Collective	2	5
<b>Subtotal: Lodging</b>	<b>30</b>	<b>816</b>
<b>Total: Suwannee County</b>	<b>111</b>	<b>5,406</b>

## HR400A-SUM Public Food Service and Lodging License and Unit Summary by County

### Taylor County

Prof. Code and Description	# Accounts	# Seats/Units
<b>Food Service</b>		
2010 Seating	39	3,013
2010 Non-Seating	3	0
2014 Mobile Food Dispensing Vehicle	9	0
2014 Hot Dog Cart	1	0
<b>Subtotal: Food Service</b>	<b>52</b>	<b>3,013</b>
<b>Lodging</b>		
2001 Hotel	2	138
2002 Motel	15	392
2003 Transient Apartment	1	9
2003 Nontransient Apartment	8	314
2006 Vacation Rental-Condo Single	12	16
2006 Vacation Rental-Condo Group	1	8
2007 Vacation Rental-Dwelling Single	33	37
2007 Vacation Rental-Dwelling Group	4	38
2007 Vacation Rental-Dwelling Collective	7	40
<b>Subtotal: Lodging</b>	<b>83</b>	<b>992</b>
<b>Total: Taylor County</b>	<b>135</b>	<b>4,005</b>

## HR400A-SUM Public Food Service and Lodging License and Unit Summary by County

### Union County

Prof. Code and Description	# Accounts	# Seats/Units
<b>Food Service</b>		
2010 Seating	9	616
2015 Vending Machine	1	0
<b>Subtotal: Food Service</b>	<b>10</b>	<b>616</b>
<b>Lodging</b>		
2003 Nontransient Apartment	2	80
<b>Subtotal: Lodging</b>	<b>2</b>	<b>80</b>
<b>Total: Union County</b>	<b>12</b>	<b>696</b>

## HR400A-SUM Public Food Service and Lodging License and Unit Summary by County

### Volusia County

Prof. Code and Description	# Accounts	# Seats/Units
<b>Food Service</b>		
2010 Seating	1,217	114,500
2010 Non-Seating	116	0
2013 Catering	17	0
2014 Mobile Food Dispensing Vehicle	128	0
2014 Hot Dog Cart	6	0
2015 Vending Machine	42	0
<b>Subtotal: Food Service</b>	<b>1,526</b>	<b>114,500</b>
<b>Lodging</b>		
2001 Hotel	47	5,639
2002 Motel	171	6,960
2003 Transient Apartment	14	107
2003 Nontransient Apartment	462	27,552
2005 Bed and Breakfast	13	85
2006 Vacation Rental-Condo Single	167	589
2006 Vacation Rental-Condo Group	111	4,834
2006 Vacation Rental-Condo Collective	32	904
2007 Vacation Rental-Dwelling Single	202	235
2007 Vacation Rental-Dwelling Group	7	220
2007 Vacation Rental-Dwelling Collective	36	229
2022 Timeshare Project-Timeshare Proj Single	1	39
2022 Timeshare Project-Timeshare Proj Group	3	310
<b>Subtotal: Lodging</b>	<b>1,266</b>	<b>47,703</b>
<b>Total: Volusia County</b>	<b>2,792</b>	<b>162,203</b>



## HR400A-SUM Public Food Service and Lodging License and Unit Summary by County

### Wakulla County

Prof. Code and Description	# Accounts	# Seats/Units
<b>Food Service</b>		
2010 Seating	40	3,162
2010 Non-Seating	1	0
2014 Mobile Food Dispensing Vehicle	15	0
<b>Subtotal: Food Service</b>	<b>56</b>	<b>3,162</b>
<b>Lodging</b>		
2001 Hotel	3	155
2002 Motel	3	59
2003 Nontransient Apartment	2	125
2005 Bed and Breakfast	1	7
2006 Vacation Rental-Condo Single	1	1
2007 Vacation Rental-Dwelling Single	21	22
2007 Vacation Rental-Dwelling Collective	2	7
<b>Subtotal: Lodging</b>	<b>33</b>	<b>376</b>
<b>Total: Wakulla County</b>	<b>89</b>	<b>3,538</b>

## HR400A-SUM Public Food Service and Lodging License and Unit Summary by County

### Walton County

Prof. Code and Description	# Accounts	# Seats/Units
<b>Food Service</b>		
2010 Seating	307	32,047
2010 Non-Seating	27	0
2013 Catering	9	0
2014 Mobile Food Dispensing Vehicle	23	0
2014 Hot Dog Cart	1	0
<b>Subtotal: Food Service</b>	<b>367</b>	<b>32,047</b>
<b>Lodging</b>		
2001 Hotel	17	2,080
2002 Motel	10	512
2003 Transient Apartment	2	12
2003 Nontransient Apartment	14	1,725
2005 Bed and Breakfast	2	16
2006 Vacation Rental-Condo Single	145	170
2006 Vacation Rental-Condo Group	28	1,813
2006 Vacation Rental-Condo Collective	114	2,850
2007 Vacation Rental-Dwelling Single	357	835
2007 Vacation Rental-Dwelling Group	9	263
2007 Vacation Rental-Dwelling Collective	162	3,802
<b>Subtotal: Lodging</b>	<b>860</b>	<b>14,078</b>
<b>Total: Walton County</b>	<b>1,227</b>	<b>46,125</b>

## HR400A-SUM Public Food Service and Lodging License and Unit Summary by County

### Washington County

Prof. Code and Description	# Accounts	# Seats/Units
<b>Food Service</b>		
2010 Seating	39	2,505
2010 Non-Seating	1	0
2014 Mobile Food Dispensing Vehicle	7	0
<b>Subtotal: Food Service</b>	<b>47</b>	<b>2,505</b>
<b>Lodging</b>		
2002 Motel	7	261
2003 Nontransient Apartment	10	159
2007 Vacation Rental-Dwelling Collective	1	2
<b>Subtotal: Lodging</b>	<b>18</b>	<b>422</b>
<b>Total: Washington County</b>	<b>65</b>	<b>2,927</b>

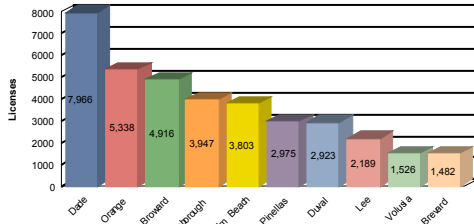


# HR400A-SUM Public Food Service and Lodging License and Unit Summary by County

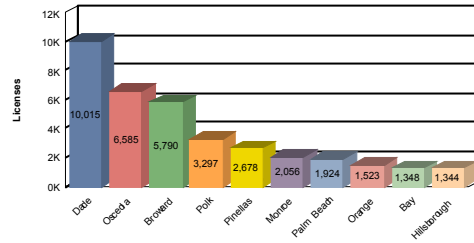
# Accounts   # Seats/Units

<b>Grand Total:</b>	<b>111,762</b>	<b>6,168,599</b>
---------------------	----------------	------------------

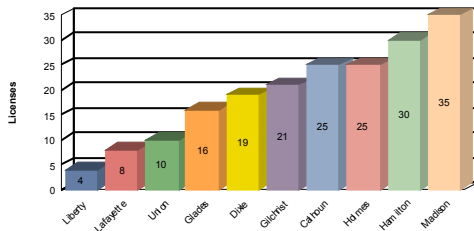
**Most Food Licenses**



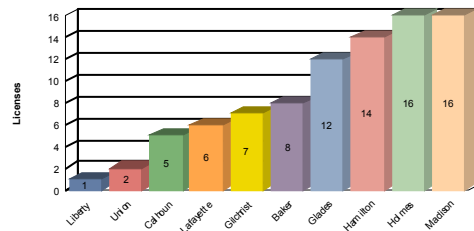
**Most Lodging Licenses**



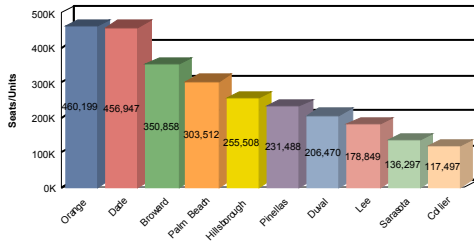
**Least Food Licenses**



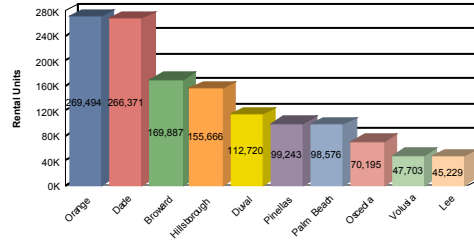
**Least Lodging Licenses**



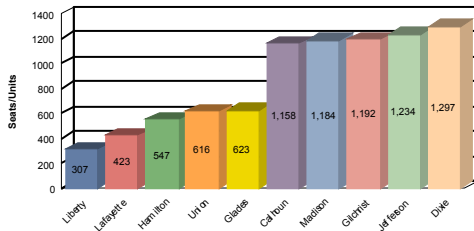
**Most Food Seats/Units**



**Most Lodging Rental Units**



**Least Food Seats/Units**



**Least Lodging Rental Units**

