

HR400A-SUM Public Food Service and Lodging License and Unit Summary by County

Alachua County

| Prof. Code and Description | # Accounts | # Seats/Units |
|--|--------------|---------------|
| Food Service | | |
| 2010 Seating | 472 | 38,683 |
| 2010 Non-Seating | 47 | 0 |
| 2013 Catering | 15 | 0 |
| 2014 Mobile Food Dispensing Vehicle | 26 | 0 |
| 2014 Hot Dog Cart | 4 | 0 |
| 2015 Vending Machine | 20 | 0 |
| Subtotal: Food Service | 584 | 38,683 |
| Lodging | | |
| 2001 Hotel | 18 | 2,233 |
| 2002 Motel | 39 | 2,233 |
| 2003 Transient Apartment | 3 | 45 |
| 2003 Nontransient Apartment | 417 | 30,675 |
| 2005 Bed and Breakfast | 7 | 59 |
| 2006 Vacation Rental-Condo Single | 2 | 14 |
| 2007 Vacation Rental-Dwelling Single | 4 | 4 |
| 2007 Vacation Rental-Dwelling Collective | 3 | 14 |
| Subtotal: Lodging | 493 | 35,277 |
| Total: Alachua County | 1,077 | 73,960 |

HR400A-SUM Public Food Service and Lodging License and Unit Summary by County

Baker County

| Prof. Code and Description | # Accounts | # Seats/Units |
|-------------------------------------|------------|---------------|
| Food Service | | |
| 2010 Seating | 33 | 2,359 |
| 2010 Non-Seating | 2 | 0 |
| 2014 Mobile Food Dispensing Vehicle | 2 | 0 |
| 2015 Vending Machine | 2 | 0 |
| Subtotal: Food Service | 39 | 2,359 |
| Lodging | | |
| 2002 Motel | 3 | 147 |
| 2003 Nontransient Apartment | 3 | 109 |
| Subtotal: Lodging | 6 | 256 |
| Total: Baker County | 45 | 2,615 |

HR400A-SUM Public Food Service and Lodging License and Unit Summary by County

Bay County

| Prof. Code and Description | # Accounts | # Seats/Units |
|--|--------------|---------------|
| Food Service | | |
| 2010 Seating | 537 | 55,344 |
| 2010 Non-Seating | 71 | 0 |
| 2013 Catering | 6 | 0 |
| 2014 Mobile Food Dispensing Vehicle | 29 | 0 |
| 2014 Hot Dog Cart | 9 | 0 |
| 2015 Vending Machine | 2 | 0 |
| Subtotal: Food Service | 654 | 55,344 |
| Lodging | | |
| 2001 Hotel | 21 | 2,325 |
| 2002 Motel | 106 | 5,656 |
| 2003 Transient Apartment | 2 | 20 |
| 2003 Nontransient Apartment | 156 | 9,113 |
| 2006 Vacation Rental-Condo Single | 128 | 614 |
| 2006 Vacation Rental-Condo Group | 72 | 5,695 |
| 2006 Vacation Rental-Condo Collective | 92 | 1,695 |
| 2007 Vacation Rental-Dwelling Single | 74 | 171 |
| 2007 Vacation Rental-Dwelling Group | 1 | 22 |
| 2007 Vacation Rental-Dwelling Collective | 29 | 326 |
| Subtotal: Lodging | 681 | 25,637 |
| Total: Bay County | 1,335 | 80,981 |

HR400A-SUM Public Food Service and Lodging License and Unit Summary by County

Bradford County

| Prof. Code and Description | # Accounts | # Seats/Units |
|-------------------------------------|------------|---------------|
| Food Service | | |
| 2010 Seating | 35 | 2,969 |
| 2010 Non-Seating | 3 | 0 |
| 2013 Catering | 1 | 0 |
| 2014 Mobile Food Dispensing Vehicle | 1 | 0 |
| 2014 Hot Dog Cart | 1 | 0 |
| Subtotal: Food Service | 41 | 2,969 |
| Lodging | | |
| 2001 Hotel | 1 | 29 |
| 2002 Motel | 10 | 337 |
| 2003 Transient Apartment | 2 | 10 |
| 2003 Nontransient Apartment | 11 | 470 |
| 2005 Bed and Breakfast | 1 | 7 |
| Subtotal: Lodging | 25 | 853 |
| Total: Bradford County | 66 | 3,822 |

HR400A-SUM Public Food Service and Lodging License and Unit Summary by County

Brevard County

| Prof. Code and Description | # Accounts | # Seats/Units |
|--|--------------|----------------|
| Food Service | | |
| 2010 Seating | 1,082 | 100,495 |
| 2010 Non-Seating | 107 | 0 |
| 2013 Catering | 20 | 0 |
| 2014 Mobile Food Dispensing Vehicle | 36 | 0 |
| 2014 Hot Dog Cart | 12 | 0 |
| 2015 Vending Machine | 27 | 0 |
| Subtotal: Food Service | 1,284 | 100,495 |
| Lodging | | |
| 2001 Hotel | 32 | 3,747 |
| 2002 Motel | 79 | 5,530 |
| 2003 Transient Apartment | 37 | 427 |
| 2003 Nontransient Apartment | 388 | 23,492 |
| 2005 Bed and Breakfast | 9 | 55 |
| 2006 Vacation Rental-Condo Single | 114 | 221 |
| 2006 Vacation Rental-Condo Group | 31 | 1,167 |
| 2006 Vacation Rental-Condo Collective | 15 | 419 |
| 2007 Vacation Rental-Dwelling Single | 53 | 64 |
| 2007 Vacation Rental-Dwelling Group | 2 | 6 |
| 2007 Vacation Rental-Dwelling Collective | 6 | 12 |
| Subtotal: Lodging | 766 | 35,140 |
| Total: Brevard County | 2,050 | 135,635 |

HR400A-SUM Public Food Service and Lodging License and Unit Summary by County

Broward County

| Prof. Code and Description | # Accounts | # Seats/Units |
|--|--------------|----------------|
| Food Service | | |
| 2010 Seating | 3,452 | 325,269 |
| 2010 Non-Seating | 554 | 0 |
| 2012 Theme Park Food Cart | 1 | 7 |
| 2013 Catering | 86 | 0 |
| 2014 Mobile Food Dispensing Vehicle | 102 | 0 |
| 2014 Hot Dog Cart | 28 | 0 |
| 2015 Vending Machine | 26 | 0 |
| Subtotal: Food Service | 4,249 | 325,276 |
| Lodging | | |
| 2001 Hotel | 150 | 23,221 |
| 2002 Motel | 246 | 7,233 |
| 2003 Transient Apartment | 189 | 2,058 |
| 2003 Nontransient Apartment | 2,538 | 102,686 |
| 2005 Bed and Breakfast | 6 | 25 |
| 2006 Vacation Rental-Condo Single | 16 | 1,121 |
| 2006 Vacation Rental-Condo Group | 49 | 2,542 |
| 2006 Vacation Rental-Condo Collective | 8 | 24 |
| 2007 Vacation Rental-Dwelling Single | 92 | 111 |
| 2007 Vacation Rental-Dwelling Group | 6 | 16 |
| 2007 Vacation Rental-Dwelling Collective | 36 | 208 |
| Subtotal: Lodging | 3,336 | 139,245 |
| Total: Broward County | 7,585 | 464,521 |

HR400A-SUM Public Food Service and Lodging License and Unit Summary by County

Calhoun County

| Prof. Code and Description | # Accounts | # Seats/Units |
|-------------------------------|------------|---------------|
| Food Service | | |
| 2010 Seating | 17 | 1,361 |
| 2010 Non-Seating | 1 | 0 |
| Subtotal: Food Service | 18 | 1,361 |
| Lodging | | |
| 2002 Motel | 2 | 24 |
| 2003 Nontransient Apartment | 4 | 102 |
| Subtotal: Lodging | 6 | 126 |
| Total: Calhoun County | 24 | 1,487 |

HR400A-SUM Public Food Service and Lodging License and Unit Summary by County

Charlotte County

| Prof. Code and Description | # Accounts | # Seats/Units |
|--|------------|---------------|
| Food Service | | |
| 2010 Seating | 295 | 31,499 |
| 2010 Non-Seating | 35 | 0 |
| 2013 Catering | 2 | 0 |
| 2014 Mobile Food Dispensing Vehicle | 13 | 0 |
| 2014 Hot Dog Cart | 6 | 0 |
| 2015 Vending Machine | 1 | 0 |
| Subtotal: Food Service | 352 | 31,499 |
| Lodging | | |
| 2001 Hotel | 9 | 839 |
| 2002 Motel | 17 | 660 |
| 2003 Transient Apartment | 10 | 82 |
| 2003 Nontransient Apartment | 30 | 2,384 |
| 2005 Bed and Breakfast | 2 | 10 |
| 2006 Vacation Rental-Condo Single | 7 | 76 |
| 2006 Vacation Rental-Condo Group | 16 | 423 |
| 2006 Vacation Rental-Condo Collective | 10 | 211 |
| 2007 Vacation Rental-Dwelling Single | 20 | 134 |
| 2007 Vacation Rental-Dwelling Group | 1 | 13 |
| 2007 Vacation Rental-Dwelling Collective | 19 | 303 |
| Subtotal: Lodging | 141 | 5,135 |
| Total: Charlotte County | 493 | 36,634 |

HR400A-SUM Public Food Service and Lodging License and Unit Summary by County

Citrus County

| Prof. Code and Description | # Accounts | # Seats/Units |
|--|------------|---------------|
| Food Service | | |
| 2010 Seating | 243 | 19,386 |
| 2010 Non-Seating | 18 | 0 |
| 2013 Catering | 1 | 0 |
| 2014 Mobile Food Dispensing Vehicle | 18 | 0 |
| 2014 Hot Dog Cart | 6 | 0 |
| 2015 Vending Machine | 4 | 0 |
| Subtotal: Food Service | 290 | 19,386 |
| Lodging | | |
| 2001 Hotel | 4 | 262 |
| 2002 Motel | 19 | 966 |
| 2003 Transient Apartment | 11 | 121 |
| 2003 Nontransient Apartment | 35 | 1,050 |
| 2005 Bed and Breakfast | 4 | 15 |
| 2006 Vacation Rental-Condo Collective | 1 | 35 |
| 2007 Vacation Rental-Dwelling Single | 18 | 32 |
| 2007 Vacation Rental-Dwelling Collective | 5 | 116 |
| Subtotal: Lodging | 97 | 2,597 |
| Total: Citrus County | 387 | 21,983 |

HR400A-SUM Public Food Service and Lodging License and Unit Summary by County

Clay County

| Prof. Code and Description | # Accounts | # Seats/Units |
|-------------------------------------|------------|---------------|
| Food Service | | |
| 2010 Seating | 262 | 24,813 |
| 2010 Non-Seating | 37 | 0 |
| 2013 Catering | 4 | 0 |
| 2014 Mobile Food Dispensing Vehicle | 7 | 0 |
| 2014 Hot Dog Cart | 2 | 0 |
| 2015 Vending Machine | 4 | 0 |
| Subtotal: Food Service | 316 | 24,813 |
| Lodging | | |
| 2001 Hotel | 8 | 805 |
| 2002 Motel | 4 | 387 |
| 2003 Transient Apartment | 1 | 183 |
| 2003 Nontransient Apartment | 46 | 6,034 |
| 2005 Bed and Breakfast | 3 | 14 |
| Subtotal: Lodging | 62 | 7,423 |
| Total: Clay County | 378 | 32,236 |

HR400A-SUM Public Food Service and Lodging License and Unit Summary by County

Collier County

| Prof. Code and Description | # Accounts | # Seats/Units |
|--|--------------|----------------|
| Food Service | | |
| 2010 Seating | 894 | 101,711 |
| 2010 Non-Seating | 95 | 0 |
| 2013 Catering | 33 | 0 |
| 2014 Mobile Food Dispensing Vehicle | 20 | 0 |
| 2014 Hot Dog Cart | 8 | 0 |
| 2015 Vending Machine | 3 | 0 |
| Subtotal: Food Service | 1,053 | 101,711 |
| Lodging | | |
| 2001 Hotel | 33 | 5,055 |
| 2002 Motel | 43 | 2,183 |
| 2003 Transient Apartment | 4 | 126 |
| 2003 Nontransient Apartment | 107 | 15,051 |
| 2006 Vacation Rental-Condo Single | 7 | 100 |
| 2006 Vacation Rental-Condo Group | 23 | 1,363 |
| 2006 Vacation Rental-Condo Collective | 21 | 624 |
| 2007 Vacation Rental-Dwelling Single | 13 | 15 |
| 2007 Vacation Rental-Dwelling Group | 1 | 19 |
| 2007 Vacation Rental-Dwelling Collective | 27 | 264 |
| Subtotal: Lodging | 279 | 24,800 |
| Total: Collier County | 1,332 | 126,511 |

HR400A-SUM Public Food Service and Lodging License and Unit Summary by County

Columbia County

| Prof. Code and Description | # Accounts | # Seats/Units |
|-------------------------------------|------------|---------------|
| Food Service | | |
| 2010 Seating | 109 | 9,316 |
| 2010 Non-Seating | 7 | 0 |
| 2014 Mobile Food Dispensing Vehicle | 12 | 0 |
| 2015 Vending Machine | 6 | 0 |
| Subtotal: Food Service | 134 | 9,316 |
| Lodging | | |
| 2001 Hotel | 5 | 454 |
| 2002 Motel | 26 | 1,405 |
| 2003 Transient Apartment | 2 | 52 |
| 2003 Nontransient Apartment | 53 | 1,758 |
| Subtotal: Lodging | 86 | 3,669 |
| Total: Columbia County | 220 | 12,985 |

HR400A-SUM Public Food Service and Lodging License and Unit Summary by County

Dade County

| Prof. Code and Description | # Accounts | # Seats/Units |
|--|---------------|----------------|
| Food Service | | |
| 2010 Seating | 4,949 | 404,719 |
| 2010 Non-Seating | 858 | 0 |
| 2013 Catering | 127 | 0 |
| 2014 Mobile Food Dispensing Vehicle | 400 | 0 |
| 2014 Hot Dog Cart | 165 | 0 |
| 2015 Vending Machine | 6 | 0 |
| Subtotal: Food Service | 6,505 | 404,719 |
| Lodging | | |
| 2001 Hotel | 335 | 41,635 |
| 2002 Motel | 130 | 7,801 |
| 2003 Transient Apartment | 77 | 2,530 |
| 2003 Nontransient Apartment | 5,294 | 147,785 |
| 2005 Bed and Breakfast | 8 | 29 |
| 2006 Vacation Rental-Condo Single | 66 | 708 |
| 2006 Vacation Rental-Condo Group | 27 | 2,705 |
| 2006 Vacation Rental-Condo Collective | 30 | 143 |
| 2007 Vacation Rental-Dwelling Single | 33 | 163 |
| 2007 Vacation Rental-Dwelling Group | 1 | 10 |
| 2007 Vacation Rental-Dwelling Collective | 11 | 18 |
| Subtotal: Lodging | 6,012 | 203,527 |
| Total: Dade County | 12,517 | 608,246 |

HR400A-SUM Public Food Service and Lodging License and Unit Summary by County

DeSoto County

| Prof. Code and Description | # Accounts | # Seats/Units |
|-------------------------------------|------------|---------------|
| Food Service | | |
| 2010 Seating | 40 | 2,989 |
| 2010 Non-Seating | 5 | 0 |
| 2014 Mobile Food Dispensing Vehicle | 2 | 0 |
| 2014 Hot Dog Cart | 1 | 0 |
| Subtotal: Food Service | 48 | 2,989 |
| Lodging | | |
| 2001 Hotel | 1 | 63 |
| 2002 Motel | 3 | 87 |
| 2003 Transient Apartment | 1 | 3 |
| 2003 Nontransient Apartment | 13 | 558 |
| 2005 Bed and Breakfast | 1 | 12 |
| Subtotal: Lodging | 19 | 723 |
| Total: DeSoto County | 67 | 3,712 |

HR400A-SUM Public Food Service and Lodging License and Unit Summary by County

Dixie County

| Prof. Code and Description | # Accounts | # Seats/Units |
|--|------------|---------------|
| Food Service | | |
| 2010 Seating | 17 | 1,064 |
| 2014 Mobile Food Dispensing Vehicle | 2 | 0 |
| Subtotal: Food Service | 19 | 1,064 |
| Lodging | | |
| 2001 Hotel | 1 | 25 |
| 2002 Motel | 8 | 121 |
| 2003 Transient Apartment | 1 | 12 |
| 2003 Nontransient Apartment | 1 | 32 |
| 2007 Vacation Rental-Dwelling Single | 1 | 1 |
| 2007 Vacation Rental-Dwelling Collective | 1 | 11 |
| Subtotal: Lodging | 13 | 202 |
| Total: Dixie County | 32 | 1,266 |

HR400A-SUM Public Food Service and Lodging License and Unit Summary by County

Duval County

| Prof. Code and Description | # Accounts | # Seats/Units |
|--|--------------|----------------|
| Food Service | | |
| 2010 Seating | 1,877 | 180,563 |
| 2010 Non-Seating | 295 | 0 |
| 2012 Theme Park Food Cart | 7 | 75 |
| 2013 Catering | 46 | 0 |
| 2014 Mobile Food Dispensing Vehicle | 121 | 0 |
| 2014 Hot Dog Cart | 59 | 0 |
| 2015 Vending Machine | 97 | 0 |
| Subtotal: Food Service | 2,502 | 180,638 |
| Lodging | | |
| 2001 Hotel | 96 | 11,587 |
| 2002 Motel | 68 | 5,869 |
| 2003 Transient Apartment | 2 | 17 |
| 2003 Nontransient Apartment | 630 | 79,229 |
| 2005 Bed and Breakfast | 7 | 26 |
| 2006 Vacation Rental-Condo Collective | 4 | 7 |
| 2007 Vacation Rental-Dwelling Single | 3 | 5 |
| 2007 Vacation Rental-Dwelling Collective | 13 | 743 |
| Subtotal: Lodging | 823 | 97,483 |
| Total: Duval County | 3,325 | 278,121 |

HR400A-SUM Public Food Service and Lodging License and Unit Summary by County

Escambia County

| Prof. Code and Description | # Accounts | # Seats/Units |
|--|--------------|---------------|
| Food Service | | |
| 2010 Seating | 571 | 56,569 |
| 2010 Non-Seating | 70 | 0 |
| 2013 Catering | 5 | 0 |
| 2014 Mobile Food Dispensing Vehicle | 32 | 0 |
| 2014 Hot Dog Cart | 11 | 0 |
| 2015 Vending Machine | 1 | 0 |
| Subtotal: Food Service | 690 | 56,569 |
| Lodging | | |
| 2001 Hotel | 33 | 3,511 |
| 2002 Motel | 52 | 3,826 |
| 2003 Transient Apartment | 2 | 114 |
| 2003 Nontransient Apartment | 182 | 16,856 |
| 2005 Bed and Breakfast | 3 | 16 |
| 2006 Vacation Rental-Condo Single | 9 | 34 |
| 2006 Vacation Rental-Condo Group | 17 | 778 |
| 2006 Vacation Rental-Condo Collective | 27 | 694 |
| 2007 Vacation Rental-Dwelling Single | 3 | 6 |
| 2007 Vacation Rental-Dwelling Collective | 12 | 162 |
| Subtotal: Lodging | 340 | 25,997 |
| Total: Escambia County | 1,030 | 82,566 |

HR400A-SUM Public Food Service and Lodging License and Unit Summary by County

Flagler County

| Prof. Code and Description | # Accounts | # Seats/Units |
|--|------------|---------------|
| Food Service | | |
| 2010 Seating | 179 | 14,008 |
| 2010 Non-Seating | 11 | 0 |
| 2013 Catering | 1 | 0 |
| 2014 Mobile Food Dispensing Vehicle | 3 | 0 |
| 2014 Hot Dog Cart | 2 | 0 |
| 2015 Vending Machine | 3 | 0 |
| Subtotal: Food Service | 199 | 14,008 |
| Lodging | | |
| 2001 Hotel | 8 | 704 |
| 2002 Motel | 9 | 232 |
| 2003 Transient Apartment | 3 | 27 |
| 2003 Nontransient Apartment | 12 | 920 |
| 2005 Bed and Breakfast | 2 | 11 |
| 2006 Vacation Rental-Condo Single | 63 | 102 |
| 2006 Vacation Rental-Condo Group | 5 | 139 |
| 2006 Vacation Rental-Condo Collective | 15 | 470 |
| 2007 Vacation Rental-Dwelling Single | 28 | 29 |
| 2007 Vacation Rental-Dwelling Group | 2 | 13 |
| 2007 Vacation Rental-Dwelling Collective | 17 | 48 |
| Subtotal: Lodging | 164 | 2,695 |
| Total: Flagler County | 363 | 16,703 |

HR400A-SUM Public Food Service and Lodging License and Unit Summary by County

Franklin County

| Prof. Code and Description | # Accounts | # Seats/Units |
|--|------------|---------------|
| Food Service | | |
| 2010 Seating | 41 | 3,555 |
| 2010 Non-Seating | 2 | 0 |
| 2014 Mobile Food Dispensing Vehicle | 2 | 0 |
| 2014 Hot Dog Cart | 1 | 0 |
| Subtotal: Food Service | 46 | 3,555 |
| Lodging | | |
| 2001 Hotel | 4 | 81 |
| 2002 Motel | 9 | 332 |
| 2003 Transient Apartment | 2 | 5 |
| 2003 Nontransient Apartment | 4 | 121 |
| 2005 Bed and Breakfast | 4 | 31 |
| 2006 Vacation Rental-Condo Single | 1 | 1 |
| 2006 Vacation Rental-Condo Collective | 2 | 84 |
| 2007 Vacation Rental-Dwelling Single | 73 | 77 |
| 2007 Vacation Rental-Dwelling Collective | 13 | 607 |
| Subtotal: Lodging | 112 | 1,339 |
| Total: Franklin County | 158 | 4,894 |

HR400A-SUM Public Food Service and Lodging License and Unit Summary by County

Gadsden County

| Prof. Code and Description | # Accounts | # Seats/Units |
|-------------------------------------|------------|---------------|
| Food Service | | |
| 2010 Seating | 58 | 3,748 |
| 2010 Non-Seating | 3 | 0 |
| 2013 Catering | 1 | 0 |
| 2014 Mobile Food Dispensing Vehicle | 17 | 0 |
| Subtotal: Food Service | 79 | 3,748 |
| Lodging | | |
| 2001 Hotel | 4 | 236 |
| 2002 Motel | 10 | 229 |
| 2003 Transient Apartment | 1 | 60 |
| 2003 Nontransient Apartment | 16 | 958 |
| 2005 Bed and Breakfast | 2 | 15 |
| 2007 Vacation Rental-Dwelling Group | 2 | 8 |
| Subtotal: Lodging | 35 | 1,506 |
| Total: Gadsden County | 114 | 5,254 |

HR400A-SUM Public Food Service and Lodging License and Unit Summary by County

Gilchrist County

| Prof. Code and Description | # Accounts | # Seats/Units |
|--------------------------------------|------------|---------------|
| Food Service | | |
| 2010 Seating | 13 | 855 |
| 2014 Mobile Food Dispensing Vehicle | 1 | 0 |
| Subtotal: Food Service | 14 | 855 |
| Lodging | | |
| 2002 Motel | 2 | 52 |
| 2003 Transient Apartment | 1 | 1 |
| 2003 Nontransient Apartment | 3 | 66 |
| 2007 Vacation Rental-Dwelling Single | 1 | 1 |
| Subtotal: Lodging | 7 | 120 |
| Total: Gilchrist County | 21 | 975 |

HR400A-SUM Public Food Service and Lodging License and Unit Summary by County

Glades County

| Prof. Code and Description | # Accounts | # Seats/Units |
|-------------------------------|------------|---------------|
| Food Service | | |
| 2010 Seating | 11 | 682 |
| 2013 Catering | 1 | 0 |
| Subtotal: Food Service | 12 | 682 |
| Lodging | | |
| 2002 Motel | 8 | 99 |
| 2003 Transient Apartment | 2 | 22 |
| 2003 Nontransient Apartment | 1 | 28 |
| Subtotal: Lodging | 11 | 149 |
| Total: Glades County | 23 | 831 |

HR400A-SUM Public Food Service and Lodging License and Unit Summary by County

Gulf County

| Prof. Code and Description | # Accounts | # Seats/Units |
|--|------------|---------------|
| Food Service | | |
| 2010 Seating | 32 | 2,000 |
| 2010 Non-Seating | 1 | 0 |
| 2013 Catering | 1 | 0 |
| 2014 Mobile Food Dispensing Vehicle | 8 | 0 |
| Subtotal: Food Service | 42 | 2,000 |
| Lodging | | |
| 2001 Hotel | 3 | 101 |
| 2002 Motel | 3 | 37 |
| 2003 Transient Apartment | 1 | 6 |
| 2003 Nontransient Apartment | 3 | 113 |
| 2005 Bed and Breakfast | 3 | 17 |
| 2006 Vacation Rental-Condo Single | 10 | 12 |
| 2006 Vacation Rental-Condo Collective | 3 | 89 |
| 2007 Vacation Rental-Dwelling Single | 31 | 32 |
| 2007 Vacation Rental-Dwelling Group | 4 | 39 |
| 2007 Vacation Rental-Dwelling Collective | 16 | 393 |
| Subtotal: Lodging | 77 | 839 |
| Total: Gulf County | 119 | 2,839 |

HR400A-SUM Public Food Service and Lodging License and Unit Summary by County

Hamilton County

| Prof. Code and Description | # Accounts | # Seats/Units |
|-------------------------------------|------------|---------------|
| Food Service | | |
| 2010 Seating | 13 | 1,036 |
| 2010 Non-Seating | 3 | 0 |
| 2014 Mobile Food Dispensing Vehicle | 6 | 0 |
| Subtotal: Food Service | 22 | 1,036 |
| Lodging | | |
| 2002 Motel | 10 | 402 |
| 2003 Nontransient Apartment | 6 | 155 |
| 2005 Bed and Breakfast | 2 | 12 |
| Subtotal: Lodging | 18 | 569 |
| Total: Hamilton County | 40 | 1,605 |

HR400A-SUM Public Food Service and Lodging License and Unit Summary by County

Hardee County

| Prof. Code and Description | # Accounts | # Seats/Units |
|-------------------------------------|------------|---------------|
| Food Service | | |
| 2010 Seating | 32 | 1,951 |
| 2010 Non-Seating | 2 | 0 |
| 2014 Mobile Food Dispensing Vehicle | 6 | 0 |
| 2015 Vending Machine | 1 | 0 |
| Subtotal: Food Service | 41 | 1,951 |
| Lodging | | |
| 2001 Hotel | 1 | 48 |
| 2002 Motel | 4 | 64 |
| 2003 Nontransient Apartment | 14 | 613 |
| Subtotal: Lodging | 19 | 725 |
| Total: Hardee County | 60 | 2,676 |

HR400A-SUM Public Food Service and Lodging License and Unit Summary by County

Hendry County

| Prof. Code and Description | # Accounts | # Seats/Units |
|--------------------------------------|------------|---------------|
| Food Service | | |
| 2010 Seating | 62 | 4,442 |
| 2010 Non-Seating | 6 | 0 |
| 2014 Mobile Food Dispensing Vehicle | 6 | 0 |
| Subtotal: Food Service | 74 | 4,442 |
| Lodging | | |
| 2001 Hotel | 3 | 163 |
| 2002 Motel | 10 | 263 |
| 2003 Nontransient Apartment | 17 | 529 |
| 2006 Vacation Rental-Condo Group | 1 | 6 |
| 2007 Vacation Rental-Dwelling Single | 1 | 1 |
| Subtotal: Lodging | 32 | 962 |
| Total: Hendry County | 106 | 5,404 |

HR400A-SUM Public Food Service and Lodging License and Unit Summary by County

Hernando County

| Prof. Code and Description | # Accounts | # Seats/Units |
|--------------------------------------|------------|---------------|
| Food Service | | |
| 2010 Seating | 257 | 21,922 |
| 2010 Non-Seating | 35 | 0 |
| 2013 Catering | 4 | 0 |
| 2014 Mobile Food Dispensing Vehicle | 17 | 0 |
| 2014 Hot Dog Cart | 10 | 0 |
| 2015 Vending Machine | 8 | 0 |
| Subtotal: Food Service | 331 | 21,922 |
| Lodging | | |
| 2001 Hotel | 5 | 343 |
| 2002 Motel | 14 | 639 |
| 2003 Transient Apartment | 4 | 161 |
| 2003 Nontransient Apartment | 58 | 2,999 |
| 2007 Vacation Rental-Dwelling Single | 3 | 3 |
| Subtotal: Lodging | 84 | 4,145 |
| Total: Hernando County | 415 | 26,067 |

HR400A-SUM Public Food Service and Lodging License and Unit Summary by County

Highlands County

| Prof. Code and Description | # Accounts | # Seats/Units |
|--|------------|---------------|
| Food Service | | |
| 2010 Seating | 157 | 14,727 |
| 2010 Non-Seating | 10 | 0 |
| 2014 Mobile Food Dispensing Vehicle | 14 | 0 |
| 2014 Hot Dog Cart | 2 | 0 |
| 2015 Vending Machine | 6 | 0 |
| Subtotal: Food Service | 189 | 14,727 |
| Lodging | | |
| 2001 Hotel | 9 | 928 |
| 2002 Motel | 15 | 458 |
| 2003 Transient Apartment | 14 | 257 |
| 2003 Nontransient Apartment | 75 | 2,393 |
| 2006 Vacation Rental-Condo Single | 1 | 69 |
| 2006 Vacation Rental-Condo Group | 3 | 42 |
| 2007 Vacation Rental-Dwelling Group | 1 | 84 |
| 2007 Vacation Rental-Dwelling Collective | 2 | 2 |
| Subtotal: Lodging | 120 | 4,233 |
| Total: Highlands County | 309 | 18,960 |

HR400A-SUM Public Food Service and Lodging License and Unit Summary by County

Hillsborough County

| Prof. Code and Description | # Accounts | # Seats/Units |
|--|--------------|----------------|
| Food Service | | |
| 2010 Seating | 2,337 | 215,534 |
| 2010 Non-Seating | 396 | 0 |
| 2012 Theme Park Food Cart | 6 | 110 |
| 2013 Catering | 40 | 0 |
| 2014 Mobile Food Dispensing Vehicle | 258 | 0 |
| 2014 Hot Dog Cart | 21 | 0 |
| 2015 Vending Machine | 118 | 0 |
| Subtotal: Food Service | 3,176 | 215,644 |
| Lodging | | |
| 2001 Hotel | 102 | 16,177 |
| 2002 Motel | 102 | 5,607 |
| 2003 Transient Apartment | 21 | 1,103 |
| 2003 Nontransient Apartment | 812 | 108,154 |
| 2005 Bed and Breakfast | 5 | 16 |
| 2006 Vacation Rental-Condo Single | 2 | 2 |
| 2006 Vacation Rental-Condo Group | 3 | 445 |
| 2006 Vacation Rental-Condo Collective | 1 | 2 |
| 2007 Vacation Rental-Dwelling Single | 12 | 74 |
| 2007 Vacation Rental-Dwelling Collective | 7 | 56 |
| Subtotal: Lodging | 1,067 | 131,636 |
| Total: Hillsborough County | 4,243 | 347,280 |

HR400A-SUM Public Food Service and Lodging License and Unit Summary by County

Holmes County

| Prof. Code and Description | # Accounts | # Seats/Units |
|-------------------------------------|------------|---------------|
| Food Service | | |
| 2010 Seating | 20 | 1,365 |
| 2014 Mobile Food Dispensing Vehicle | 4 | 0 |
| Subtotal: Food Service | 24 | 1,365 |
| Lodging | | |
| 2002 Motel | 5 | 245 |
| 2003 Nontransient Apartment | 10 | 139 |
| Subtotal: Lodging | 15 | 384 |
| Total: Holmes County | 39 | 1,749 |

HR400A-SUM Public Food Service and Lodging License and Unit Summary by County

Indian River County

| Prof. Code and Description | # Accounts | # Seats/Units |
|--|------------|---------------|
| Food Service | | |
| 2010 Seating | 289 | 26,389 |
| 2010 Non-Seating | 46 | 0 |
| 2013 Catering | 4 | 0 |
| 2014 Mobile Food Dispensing Vehicle | 12 | 0 |
| 2014 Hot Dog Cart | 3 | 0 |
| 2015 Vending Machine | 6 | 0 |
| Subtotal: Food Service | 360 | 26,389 |
| Lodging | | |
| 2001 Hotel | 7 | 691 |
| 2002 Motel | 30 | 1,237 |
| 2003 Transient Apartment | 5 | 52 |
| 2003 Nontransient Apartment | 89 | 4,220 |
| 2005 Bed and Breakfast | 1 | 3 |
| 2006 Vacation Rental-Condo Group | 9 | 409 |
| 2006 Vacation Rental-Condo Collective | 1 | 22 |
| 2007 Vacation Rental-Dwelling Single | 6 | 10 |
| 2007 Vacation Rental-Dwelling Collective | 6 | 28 |
| Subtotal: Lodging | 154 | 6,672 |
| Total: Indian River County | 514 | 33,061 |

HR400A-SUM Public Food Service and Lodging License and Unit Summary by County

Jackson County

| Prof. Code and Description | # Accounts | # Seats/Units |
|--------------------------------------|------------|---------------|
| Food Service | | |
| 2010 Seating | 76 | 5,450 |
| 2010 Non-Seating | 3 | 0 |
| 2013 Catering | 1 | 0 |
| 2014 Mobile Food Dispensing Vehicle | 6 | 0 |
| Subtotal: Food Service | 86 | 5,450 |
| Lodging | | |
| 2001 Hotel | 2 | 141 |
| 2002 Motel | 14 | 664 |
| 2003 Nontransient Apartment | 30 | 998 |
| 2005 Bed and Breakfast | 2 | 17 |
| 2007 Vacation Rental-Dwelling Single | 1 | 10 |
| Subtotal: Lodging | 49 | 1,830 |
| Total: Jackson County | 135 | 7,280 |

HR400A-SUM Public Food Service and Lodging License and Unit Summary by County

Jefferson County

| Prof. Code and Description | # Accounts | # Seats/Units |
|--------------------------------------|------------|---------------|
| Food Service | | |
| 2010 Seating | 24 | 1,254 |
| 2010 Non-Seating | 2 | 0 |
| 2013 Catering | 1 | 0 |
| 2014 Mobile Food Dispensing Vehicle | 3 | 0 |
| 2014 Hot Dog Cart | 1 | 0 |
| Subtotal: Food Service | 31 | 1,254 |
| Lodging | | |
| 2002 Motel | 5 | 179 |
| 2003 Transient Apartment | 1 | 1 |
| 2003 Nontransient Apartment | 7 | 198 |
| 2005 Bed and Breakfast | 5 | 17 |
| 2007 Vacation Rental-Dwelling Single | 1 | 4 |
| Subtotal: Lodging | 19 | 399 |
| Total: Jefferson County | 50 | 1,653 |

HR400A-SUM Public Food Service and Lodging License and Unit Summary by County

Lafayette County

| Prof. Code and Description | # Accounts | # Seats/Units |
|-------------------------------------|------------|---------------|
| Food Service | | |
| 2010 Seating | 5 | 329 |
| 2014 Mobile Food Dispensing Vehicle | 1 | 0 |
| Subtotal: Food Service | 6 | 329 |
| Lodging | | |
| 2002 Motel | 2 | 27 |
| 2003 Nontransient Apartment | 1 | 36 |
| 2005 Bed and Breakfast | 1 | 12 |
| Subtotal: Lodging | 4 | 75 |
| Total: Lafayette County | 10 | 404 |

HR400A-SUM Public Food Service and Lodging License and Unit Summary by County

Lake County

| Prof. Code and Description | # Accounts | # Seats/Units |
|--|--------------|---------------|
| Food Service | | |
| 2010 Seating | 506 | 47,606 |
| 2010 Non-Seating | 51 | 0 |
| 2013 Catering | 4 | 0 |
| 2014 Mobile Food Dispensing Vehicle | 52 | 0 |
| 2014 Hot Dog Cart | 8 | 0 |
| 2015 Vending Machine | 14 | 0 |
| Subtotal: Food Service | 635 | 47,606 |
| Lodging | | |
| 2001 Hotel | 20 | 1,605 |
| 2002 Motel | 30 | 1,390 |
| 2003 Transient Apartment | 7 | 129 |
| 2003 Nontransient Apartment | 175 | 11,714 |
| 2005 Bed and Breakfast | 13 | 56 |
| 2006 Vacation Rental-Condo Single | 14 | 555 |
| 2006 Vacation Rental-Condo Group | 3 | 101 |
| 2006 Vacation Rental-Condo Collective | 1 | 7 |
| 2007 Vacation Rental-Dwelling Single | 741 | 758 |
| 2007 Vacation Rental-Dwelling Group | 3 | 14 |
| 2007 Vacation Rental-Dwelling Collective | 33 | 429 |
| Subtotal: Lodging | 1,040 | 16,758 |
| Total: Lake County | 1,675 | 64,364 |

HR400A-SUM Public Food Service and Lodging License and Unit Summary by County

Lee County

| Prof. Code and Description | # Accounts | # Seats/Units |
|--|--------------|----------------|
| Food Service | | |
| 2010 Seating | 1,416 | 150,867 |
| 2010 Non-Seating | 187 | 0 |
| 2013 Catering | 17 | 0 |
| 2014 Mobile Food Dispensing Vehicle | 79 | 0 |
| 2014 Hot Dog Cart | 11 | 0 |
| 2015 Vending Machine | 6 | 0 |
| Subtotal: Food Service | 1,716 | 150,867 |
| Lodging | | |
| 2001 Hotel | 66 | 7,223 |
| 2002 Motel | 113 | 4,038 |
| 2003 Transient Apartment | 34 | 179 |
| 2003 Nontransient Apartment | 263 | 16,850 |
| 2005 Bed and Breakfast | 3 | 13 |
| 2006 Vacation Rental-Condo Single | 23 | 28 |
| 2006 Vacation Rental-Condo Group | 62 | 2,743 |
| 2006 Vacation Rental-Condo Collective | 60 | 1,604 |
| 2007 Vacation Rental-Dwelling Single | 122 | 151 |
| 2007 Vacation Rental-Dwelling Group | 8 | 70 |
| 2007 Vacation Rental-Dwelling Collective | 75 | 1,078 |
| Subtotal: Lodging | 829 | 33,977 |
| Total: Lee County | 2,545 | 184,844 |

HR400A-SUM Public Food Service and Lodging License and Unit Summary by County

Leon County

| Prof. Code and Description | # Accounts | # Seats/Units |
|--------------------------------------|--------------|---------------|
| Food Service | | |
| 2010 Seating | 612 | 57,401 |
| 2010 Non-Seating | 54 | 0 |
| 2013 Catering | 20 | 0 |
| 2014 Mobile Food Dispensing Vehicle | 62 | 0 |
| 2014 Hot Dog Cart | 5 | 0 |
| 2015 Vending Machine | 1 | 0 |
| Subtotal: Food Service | 754 | 57,401 |
| Lodging | | |
| 2001 Hotel | 33 | 3,586 |
| 2002 Motel | 30 | 2,096 |
| 2003 Transient Apartment | 5 | 506 |
| 2003 Nontransient Apartment | 422 | 29,875 |
| 2006 Vacation Rental-Condo Group | 2 | 39 |
| 2007 Vacation Rental-Dwelling Single | 1 | 5 |
| Subtotal: Lodging | 493 | 36,107 |
| Total: Leon County | 1,247 | 93,508 |

HR400A-SUM Public Food Service and Lodging License and Unit Summary by County

Levy County

| Prof. Code and Description | # Accounts | # Seats/Units |
|--|------------|---------------|
| Food Service | | |
| 2010 Seating | 73 | 5,047 |
| 2010 Non-Seating | 9 | 0 |
| 2013 Catering | 1 | 0 |
| 2014 Mobile Food Dispensing Vehicle | 5 | 0 |
| Subtotal: Food Service | 88 | 5,047 |
| Lodging | | |
| 2001 Hotel | 1 | 10 |
| 2002 Motel | 18 | 330 |
| 2003 Transient Apartment | 5 | 23 |
| 2003 Nontransient Apartment | 17 | 462 |
| 2005 Bed and Breakfast | 2 | 17 |
| 2006 Vacation Rental-Condo Single | 2 | 3 |
| 2006 Vacation Rental-Condo Group | 6 | 147 |
| 2006 Vacation Rental-Condo Collective | 1 | 33 |
| 2007 Vacation Rental-Dwelling Single | 2 | 8 |
| 2007 Vacation Rental-Dwelling Collective | 1 | 31 |
| Subtotal: Lodging | 55 | 1,064 |
| Total: Levy County | 143 | 6,111 |

HR400A-SUM Public Food Service and Lodging License and Unit Summary by County

Liberty County

| Prof. Code and Description | # Accounts | # Seats/Units |
|-------------------------------------|------------|---------------|
| Food Service | | |
| 2010 Seating | 4 | 372 |
| 2014 Mobile Food Dispensing Vehicle | 1 | 0 |
| Subtotal: Food Service | 5 | 372 |
| Lodging | | |
| 2002 Motel | 1 | 12 |
| Subtotal: Lodging | 1 | 12 |
| Total: Liberty County | 6 | 384 |

HR400A-SUM Public Food Service and Lodging License and Unit Summary by County

Madison County

| Prof. Code and Description | # Accounts | # Seats/Units |
|-------------------------------------|------------|---------------|
| Food Service | | |
| 2010 Seating | 25 | 1,855 |
| 2010 Non-Seating | 2 | 0 |
| 2014 Mobile Food Dispensing Vehicle | 2 | 0 |
| 2014 Hot Dog Cart | 1 | 0 |
| Subtotal: Food Service | 30 | 1,855 |
| Lodging | | |
| 2001 Hotel | 1 | 60 |
| 2002 Motel | 5 | 174 |
| 2003 Nontransient Apartment | 10 | 412 |
| 2005 Bed and Breakfast | 3 | 14 |
| Subtotal: Lodging | 19 | 660 |
| Total: Madison County | 49 | 2,515 |

HR400A-SUM Public Food Service and Lodging License and Unit Summary by County

Manatee County

| Prof. Code and Description | # Accounts | # Seats/Units |
|--|--------------|---------------|
| Food Service | | |
| 2010 Seating | 642 | 61,902 |
| 2010 Non-Seating | 72 | 0 |
| 2013 Catering | 6 | 0 |
| 2014 Mobile Food Dispensing Vehicle | 63 | 0 |
| 2014 Hot Dog Cart | 7 | 0 |
| 2015 Vending Machine | 40 | 0 |
| Subtotal: Food Service | 830 | 61,902 |
| Lodging | | |
| 2001 Hotel | 12 | 1,186 |
| 2002 Motel | 55 | 2,297 |
| 2003 Transient Apartment | 33 | 349 |
| 2003 Nontransient Apartment | 131 | 14,374 |
| 2005 Bed and Breakfast | 4 | 30 |
| 2006 Vacation Rental-Condo Single | 11 | 26 |
| 2006 Vacation Rental-Condo Group | 30 | 1,114 |
| 2006 Vacation Rental-Condo Collective | 26 | 696 |
| 2006 Vacation Rental-Condo | 1 | 1 |
| 2007 Vacation Rental-Dwelling Single | 57 | 107 |
| 2007 Vacation Rental-Dwelling Group | 1 | 4 |
| 2007 Vacation Rental-Dwelling Collective | 48 | 1,196 |
| Subtotal: Lodging | 409 | 21,380 |
| Total: Manatee County | 1,239 | 83,282 |

HR400A-SUM Public Food Service and Lodging License and Unit Summary by County

Marion County

| Prof. Code and Description | # Accounts | # Seats/Units |
|--|------------|---------------|
| Food Service | | |
| 2010 Seating | 479 | 41,720 |
| 2010 Non-Seating | 57 | 0 |
| 2013 Catering | 8 | 0 |
| 2014 Mobile Food Dispensing Vehicle | 48 | 0 |
| 2014 Hot Dog Cart | 8 | 0 |
| 2015 Vending Machine | 24 | 0 |
| Subtotal: Food Service | 624 | 41,720 |
| Lodging | | |
| 2001 Hotel | 20 | 2,080 |
| 2002 Motel | 55 | 1,962 |
| 2003 Transient Apartment | 10 | 67 |
| 2003 Nontransient Apartment | 134 | 9,039 |
| 2005 Bed and Breakfast | 3 | 15 |
| 2007 Vacation Rental-Dwelling Single | 9 | 53 |
| 2007 Vacation Rental-Dwelling Group | 1 | 16 |
| 2007 Vacation Rental-Dwelling Collective | 2 | 26 |
| Subtotal: Lodging | 234 | 13,258 |
| Total: Marion County | 858 | 54,978 |

HR400A-SUM Public Food Service and Lodging License and Unit Summary by County

Martin County

| Prof. Code and Description | # Accounts | # Seats/Units |
|-------------------------------------|------------|---------------|
| Food Service | | |
| 2010 Seating | 380 | 34,652 |
| 2010 Non-Seating | 39 | 0 |
| 2013 Catering | 5 | 0 |
| 2014 Mobile Food Dispensing Vehicle | 20 | 0 |
| 2014 Hot Dog Cart | 8 | 0 |
| 2015 Vending Machine | 5 | 0 |
| Subtotal: Food Service | 457 | 34,652 |
| Lodging | | |
| 2001 Hotel | 9 | 778 |
| 2002 Motel | 15 | 510 |
| 2003 Transient Apartment | 8 | 247 |
| 2003 Nontransient Apartment | 73 | 3,558 |
| 2005 Bed and Breakfast | 4 | 24 |
| 2006 Vacation Rental-Condo Single | 1 | 25 |
| 2006 Vacation Rental-Condo Group | 4 | 314 |
| 2007 Vacation Rental-Dwelling Group | 1 | 36 |
| Subtotal: Lodging | 115 | 5,492 |
| Total: Martin County | 572 | 40,144 |

HR400A-SUM Public Food Service and Lodging License and Unit Summary by County

Monroe County

| Prof. Code and Description | # Accounts | # Seats/Units |
|--|--------------|---------------|
| Food Service | | |
| 2010 Seating | 473 | 44,978 |
| 2010 Non-Seating | 46 | 0 |
| 2013 Catering | 9 | 0 |
| 2014 Mobile Food Dispensing Vehicle | 21 | 0 |
| 2014 Hot Dog Cart | 7 | 0 |
| Subtotal: Food Service | 556 | 44,978 |
| Lodging | | |
| 2001 Hotel | 35 | 2,782 |
| 2002 Motel | 137 | 4,310 |
| 2003 Transient Apartment | 142 | 769 |
| 2003 Nontransient Apartment | 104 | 2,038 |
| 2005 Bed and Breakfast | 50 | 483 |
| 2006 Vacation Rental-Condo Single | 274 | 539 |
| 2006 Vacation Rental-Condo Group | 39 | 1,349 |
| 2006 Vacation Rental-Condo Collective | 37 | 885 |
| 2007 Vacation Rental-Dwelling Single | 473 | 662 |
| 2007 Vacation Rental-Dwelling Group | 18 | 240 |
| 2007 Vacation Rental-Dwelling Collective | 79 | 1,268 |
| Subtotal: Lodging | 1,388 | 15,325 |
| Total: Monroe County | 1,944 | 60,303 |

HR400A-SUM Public Food Service and Lodging License and Unit Summary by County

Nassau County

| Prof. Code and Description | # Accounts | # Seats/Units |
|--|------------|---------------|
| Food Service | | |
| 2010 Seating | 180 | 17,803 |
| 2010 Non-Seating | 15 | 0 |
| 2013 Catering | 2 | 0 |
| 2014 Mobile Food Dispensing Vehicle | 5 | 0 |
| Subtotal: Food Service | 202 | 17,803 |
| Lodging | | |
| 2001 Hotel | 11 | 1,382 |
| 2002 Motel | 13 | 410 |
| 2003 Transient Apartment | 4 | 7 |
| 2003 Nontransient Apartment | 33 | 1,421 |
| 2005 Bed and Breakfast | 7 | 73 |
| 2006 Vacation Rental-Condo Single | 70 | 260 |
| 2006 Vacation Rental-Condo Group | 9 | 505 |
| 2006 Vacation Rental-Condo Collective | 10 | 129 |
| 2007 Vacation Rental-Dwelling Single | 28 | 32 |
| 2007 Vacation Rental-Dwelling Group | 2 | 20 |
| 2007 Vacation Rental-Dwelling Collective | 7 | 67 |
| Subtotal: Lodging | 194 | 4,306 |
| Total: Nassau County | 396 | 22,109 |

HR400A-SUM Public Food Service and Lodging License and Unit Summary by County

Okaloosa County

| Prof. Code and Description | # Accounts | # Seats/Units |
|--|--------------|---------------|
| Food Service | | |
| 2010 Seating | 538 | 54,842 |
| 2010 Non-Seating | 53 | 0 |
| 2013 Catering | 3 | 0 |
| 2014 Mobile Food Dispensing Vehicle | 32 | 0 |
| 2014 Hot Dog Cart | 1 | 0 |
| Subtotal: Food Service | 627 | 54,842 |
| Lodging | | |
| 2001 Hotel | 21 | 1,792 |
| 2002 Motel | 42 | 3,120 |
| 2003 Transient Apartment | 2 | 31 |
| 2003 Nontransient Apartment | 134 | 6,474 |
| 2005 Bed and Breakfast | 1 | 5 |
| 2006 Vacation Rental-Condo Single | 35 | 388 |
| 2006 Vacation Rental-Condo Group | 45 | 2,975 |
| 2006 Vacation Rental-Condo Collective | 49 | 1,638 |
| 2007 Vacation Rental-Dwelling Single | 11 | 172 |
| 2007 Vacation Rental-Dwelling Group | 1 | 21 |
| 2007 Vacation Rental-Dwelling Collective | 38 | 345 |
| Subtotal: Lodging | 379 | 16,961 |
| Total: Okaloosa County | 1,006 | 71,803 |

HR400A-SUM Public Food Service and Lodging License and Unit Summary by County

Okeechobee County

| Prof. Code and Description | # Accounts | # Seats/Units |
|-------------------------------------|------------|---------------|
| Food Service | | |
| 2010 Seating | 68 | 6,235 |
| 2010 Non-Seating | 8 | 0 |
| 2013 Catering | 1 | 0 |
| 2014 Mobile Food Dispensing Vehicle | 7 | 0 |
| 2015 Vending Machine | 2 | 0 |
| Subtotal: Food Service | 86 | 6,235 |
| Lodging | | |
| 2001 Hotel | 1 | 85 |
| 2002 Motel | 12 | 473 |
| 2003 Transient Apartment | 3 | 31 |
| 2003 Nontransient Apartment | 10 | 365 |
| Subtotal: Lodging | 26 | 954 |
| Total: Okeechobee County | 112 | 7,189 |

HR400A-SUM Public Food Service and Lodging License and Unit Summary by County

Orange County

| Prof. Code and Description | # Accounts | # Seats/Units |
|--|--------------|----------------|
| Food Service | | |
| 2010 Seating | 3,014 | 452,155 |
| 2010 Non-Seating | 577 | 0 |
| 2012 Theme Park Food Cart | 15 | 385 |
| 2013 Catering | 89 | 0 |
| 2014 Mobile Food Dispensing Vehicle | 344 | 0 |
| 2014 Hot Dog Cart | 81 | 0 |
| 2015 Vending Machine | 261 | 0 |
| Subtotal: Food Service | 4,381 | 452,540 |
| Lodging | | |
| 2001 Hotel | 197 | 64,923 |
| 2002 Motel | 85 | 22,739 |
| 2003 Transient Apartment | 11 | 765 |
| 2003 Nontransient Apartment | 736 | 115,965 |
| 2005 Bed and Breakfast | 2 | 11 |
| 2006 Vacation Rental-Condo Single | 156 | 1,794 |
| 2006 Vacation Rental-Condo Group | 52 | 18,157 |
| 2006 Vacation Rental-Condo Collective | 16 | 262 |
| 2007 Vacation Rental-Dwelling Single | 82 | 83 |
| 2007 Vacation Rental-Dwelling Group | 3 | 56 |
| 2007 Vacation Rental-Dwelling Collective | 12 | 152 |
| Subtotal: Lodging | 1,352 | 224,907 |
| Total: Orange County | 5,733 | 677,447 |

HR400A-SUM Public Food Service and Lodging License and Unit Summary by County

Osceola County

| Prof. Code and Description | # Accounts | # Seats/Units |
|--|--------------|----------------|
| Food Service | | |
| 2010 Seating | 674 | 87,171 |
| 2010 Non-Seating | 84 | 0 |
| 2012 Theme Park Food Cart | 2 | 10 |
| 2013 Catering | 10 | 0 |
| 2014 Mobile Food Dispensing Vehicle | 17 | 0 |
| 2014 Hot Dog Cart | 5 | 0 |
| 2015 Vending Machine | 27 | 0 |
| Subtotal: Food Service | 819 | 87,181 |
| Lodging | | |
| 2001 Hotel | 32 | 12,865 |
| 2002 Motel | 89 | 11,570 |
| 2003 Transient Apartment | 7 | 143 |
| 2003 Nontransient Apartment | 132 | 14,353 |
| 2006 Vacation Rental-Condo Single | 952 | 3,311 |
| 2006 Vacation Rental-Condo Group | 62 | 6,303 |
| 2006 Vacation Rental-Condo Collective | 47 | 700 |
| 2007 Vacation Rental-Dwelling Single | 4,716 | 4,850 |
| 2007 Vacation Rental-Dwelling Group | 15 | 988 |
| 2007 Vacation Rental-Dwelling Collective | 158 | 1,641 |
| Subtotal: Lodging | 6,210 | 56,724 |
| Total: Osceola County | 7,029 | 143,905 |

HR400A-SUM Public Food Service and Lodging License and Unit Summary by County

Palm Beach County

| Prof. Code and Description | # Accounts | # Seats/Units |
|--|--------------|----------------|
| Food Service | | |
| 2010 Seating | 2,730 | 289,341 |
| 2010 Non-Seating | 354 | 0 |
| 2013 Catering | 79 | 0 |
| 2014 Mobile Food Dispensing Vehicle | 140 | 0 |
| 2014 Hot Dog Cart | 42 | 0 |
| 2015 Vending Machine | 13 | 0 |
| Subtotal: Food Service | 3,358 | 289,341 |
| Lodging | | |
| 2001 Hotel | 84 | 12,376 |
| 2002 Motel | 94 | 4,312 |
| 2003 Transient Apartment | 57 | 1,512 |
| 2003 Nontransient Apartment | 1,191 | 62,982 |
| 2005 Bed and Breakfast | 10 | 88 |
| 2006 Vacation Rental-Condo Single | 9 | 435 |
| 2006 Vacation Rental-Condo Group | 19 | 1,226 |
| 2006 Vacation Rental-Condo Collective | 6 | 89 |
| 2007 Vacation Rental-Dwelling Single | 53 | 80 |
| 2007 Vacation Rental-Dwelling Group | 2 | 16 |
| 2007 Vacation Rental-Dwelling Collective | 6 | 22 |
| Subtotal: Lodging | 1,531 | 83,138 |
| Total: Palm Beach County | 4,889 | 372,479 |

HR400A-SUM Public Food Service and Lodging License and Unit Summary by County

Pasco County

| Prof. Code and Description | # Accounts | # Seats/Units |
|--|--------------|---------------|
| Food Service | | |
| 2010 Seating | 644 | 58,196 |
| 2010 Non-Seating | 55 | 0 |
| 2013 Catering | 1 | 0 |
| 2014 Mobile Food Dispensing Vehicle | 26 | 0 |
| 2014 Hot Dog Cart | 6 | 0 |
| 2015 Vending Machine | 10 | 0 |
| Subtotal: Food Service | 742 | 58,196 |
| Lodging | | |
| 2001 Hotel | 13 | 1,083 |
| 2002 Motel | 28 | 1,416 |
| 2003 Transient Apartment | 8 | 104 |
| 2003 Nontransient Apartment | 158 | 13,227 |
| 2006 Vacation Rental-Condo Single | 18 | 26 |
| 2006 Vacation Rental-Condo Group | 1 | 720 |
| 2006 Vacation Rental-Condo Collective | 2 | 39 |
| 2007 Vacation Rental-Dwelling Single | 23 | 23 |
| 2007 Vacation Rental-Dwelling Group | 2 | 68 |
| 2007 Vacation Rental-Dwelling Collective | 6 | 44 |
| Subtotal: Lodging | 259 | 16,750 |
| Total: Pasco County | 1,001 | 74,946 |

HR400A-SUM Public Food Service and Lodging License and Unit Summary by County

Pinellas County

| Prof. Code and Description | # Accounts | # Seats/Units |
|--|--------------|----------------|
| Food Service | | |
| 2010 Seating | 2,015 | 201,777 |
| 2010 Non-Seating | 269 | 0 |
| 2013 Catering | 65 | 0 |
| 2014 Mobile Food Dispensing Vehicle | 89 | 0 |
| 2014 Hot Dog Cart | 55 | 0 |
| 2015 Vending Machine | 62 | 0 |
| Subtotal: Food Service | 2,555 | 201,777 |
| Lodging | | |
| 2001 Hotel | 83 | 9,319 |
| 2002 Motel | 240 | 10,376 |
| 2003 Transient Apartment | 120 | 1,119 |
| 2003 Nontransient Apartment | 1,290 | 62,212 |
| 2005 Bed and Breakfast | 18 | 101 |
| 2006 Vacation Rental-Condo Single | 21 | 79 |
| 2006 Vacation Rental-Condo Group | 74 | 2,422 |
| 2006 Vacation Rental-Condo Collective | 58 | 1,441 |
| 2007 Vacation Rental-Dwelling Single | 48 | 72 |
| 2007 Vacation Rental-Dwelling Group | 5 | 36 |
| 2007 Vacation Rental-Dwelling Collective | 20 | 94 |
| Subtotal: Lodging | 1,977 | 87,271 |
| Total: Pinellas County | 4,532 | 289,048 |

HR400A-SUM Public Food Service and Lodging License and Unit Summary by County

Polk County

| Prof. Code and Description | # Accounts | # Seats/Units |
|--|--------------|----------------|
| Food Service | | |
| 2010 Seating | 849 | 77,460 |
| 2010 Non-Seating | 120 | 0 |
| 2013 Catering | 9 | 0 |
| 2014 Mobile Food Dispensing Vehicle | 109 | 0 |
| 2014 Hot Dog Cart | 8 | 0 |
| 2015 Vending Machine | 77 | 0 |
| Subtotal: Food Service | 1,172 | 77,460 |
| Lodging | | |
| 2001 Hotel | 33 | 2,863 |
| 2002 Motel | 85 | 4,173 |
| 2003 Transient Apartment | 16 | 172 |
| 2003 Nontransient Apartment | 342 | 21,157 |
| 2005 Bed and Breakfast | 4 | 18 |
| 2006 Vacation Rental-Condo Single | 166 | 184 |
| 2006 Vacation Rental-Condo Group | 7 | 618 |
| 2006 Vacation Rental-Condo Collective | 23 | 362 |
| 2007 Vacation Rental-Dwelling Single | 3,176 | 3,335 |
| 2007 Vacation Rental-Dwelling Group | 10 | 579 |
| 2007 Vacation Rental-Dwelling Collective | 114 | 1,625 |
| Subtotal: Lodging | 3,976 | 35,086 |
| Total: Polk County | 5,148 | 112,546 |

HR400A-SUM Public Food Service and Lodging License and Unit Summary by County

Putnam County

| Prof. Code and Description | # Accounts | # Seats/Units |
|--------------------------------------|------------|---------------|
| Food Service | | |
| 2010 Seating | 92 | 6,602 |
| 2010 Non-Seating | 9 | 0 |
| 2013 Catering | 1 | 0 |
| 2014 Mobile Food Dispensing Vehicle | 13 | 0 |
| 2014 Hot Dog Cart | 1 | 0 |
| 2015 Vending Machine | 4 | 0 |
| Subtotal: Food Service | 120 | 6,602 |
| Lodging | | |
| 2001 Hotel | 2 | 145 |
| 2002 Motel | 19 | 469 |
| 2003 Transient Apartment | 1 | 11 |
| 2003 Nontransient Apartment | 32 | 1,334 |
| 2005 Bed and Breakfast | 1 | 5 |
| 2006 Vacation Rental-Condo Group | 1 | 23 |
| 2007 Vacation Rental-Dwelling Single | 1 | 1 |
| Subtotal: Lodging | 57 | 1,988 |
| Total: Putnam County | 177 | 8,590 |

HR400A-SUM Public Food Service and Lodging License and Unit Summary by County

Santa Rosa County

| Prof. Code and Description | # Accounts | # Seats/Units |
|--|------------|---------------|
| Food Service | | |
| 2010 Seating | 210 | 16,309 |
| 2010 Non-Seating | 14 | 0 |
| 2014 Mobile Food Dispensing Vehicle | 14 | 0 |
| 2014 Hot Dog Cart | 2 | 0 |
| Subtotal: Food Service | 240 | 16,309 |
| Lodging | | |
| 2001 Hotel | 4 | 326 |
| 2002 Motel | 8 | 465 |
| 2003 Nontransient Apartment | 55 | 2,276 |
| 2006 Vacation Rental-Condo Single | 9 | 20 |
| 2006 Vacation Rental-Condo Group | 5 | 85 |
| 2006 Vacation Rental-Condo Collective | 8 | 270 |
| 2007 Vacation Rental-Dwelling Single | 17 | 41 |
| 2007 Vacation Rental-Dwelling Group | 1 | 2 |
| 2007 Vacation Rental-Dwelling Collective | 8 | 65 |
| Subtotal: Lodging | 115 | 3,550 |
| Total: Santa Rosa County | 355 | 19,859 |

HR400A-SUM Public Food Service and Lodging License and Unit Summary by County

Sarasota County

| Prof. Code and Description | # Accounts | # Seats/Units |
|--|--------------|----------------|
| Food Service | | |
| 2010 Seating | 881 | 88,294 |
| 2010 Non-Seating | 85 | 0 |
| 2013 Catering | 18 | 0 |
| 2014 Mobile Food Dispensing Vehicle | 31 | 0 |
| 2014 Hot Dog Cart | 6 | 0 |
| 2015 Vending Machine | 16 | 0 |
| Subtotal: Food Service | 1,037 | 88,294 |
| Lodging | | |
| 2001 Hotel | 25 | 2,903 |
| 2002 Motel | 57 | 2,131 |
| 2003 Transient Apartment | 45 | 445 |
| 2003 Nontransient Apartment | 193 | 10,618 |
| 2005 Bed and Breakfast | 3 | 17 |
| 2006 Vacation Rental-Condo Single | 21 | 55 |
| 2006 Vacation Rental-Condo Group | 61 | 2,832 |
| 2006 Vacation Rental-Condo Collective | 18 | 381 |
| 2007 Vacation Rental-Dwelling Single | 36 | 56 |
| 2007 Vacation Rental-Dwelling Group | 2 | 7 |
| 2007 Vacation Rental-Dwelling Collective | 19 | 258 |
| Subtotal: Lodging | 480 | 19,703 |
| Total: Sarasota County | 1,517 | 107,997 |

HR400A-SUM Public Food Service and Lodging License and Unit Summary by County

Seminole County

| Prof. Code and Description | # Accounts | # Seats/Units |
|--------------------------------------|--------------|----------------|
| Food Service | | |
| 2010 Seating | 731 | 67,094 |
| 2010 Non-Seating | 109 | 0 |
| 2013 Catering | 39 | 0 |
| 2014 Mobile Food Dispensing Vehicle | 38 | 0 |
| 2014 Hot Dog Cart | 9 | 0 |
| 2015 Vending Machine | 12 | 0 |
| Subtotal: Food Service | 938 | 67,094 |
| Lodging | | |
| 2001 Hotel | 23 | 3,140 |
| 2002 Motel | 26 | 2,086 |
| 2003 Transient Apartment | 1 | 9 |
| 2003 Nontransient Apartment | 182 | 32,392 |
| 2005 Bed and Breakfast | 3 | 8 |
| 2006 Vacation Rental-Condo Single | 1 | 1 |
| 2007 Vacation Rental-Dwelling Single | 3 | 3 |
| 2007 Vacation Rental-Dwelling Group | 1 | 2 |
| Subtotal: Lodging | 240 | 37,641 |
| Total: Seminole County | 1,178 | 104,735 |

HR400A-SUM Public Food Service and Lodging License and Unit Summary by County

St. Johns County

| Prof. Code and Description | # Accounts | # Seats/Units |
|--|------------|---------------|
| Food Service | | |
| 2010 Seating | 526 | 43,003 |
| 2010 Non-Seating | 57 | 0 |
| 2013 Catering | 5 | 0 |
| 2014 Mobile Food Dispensing Vehicle | 23 | 0 |
| 2014 Hot Dog Cart | 6 | 0 |
| 2015 Vending Machine | 5 | 0 |
| Subtotal: Food Service | 622 | 43,003 |
| Lodging | | |
| 2001 Hotel | 27 | 2,848 |
| 2002 Motel | 55 | 2,526 |
| 2003 Transient Apartment | 3 | 11 |
| 2003 Nontransient Apartment | 51 | 2,717 |
| 2005 Bed and Breakfast | 30 | 249 |
| 2006 Vacation Rental-Condo Single | 5 | 5 |
| 2006 Vacation Rental-Condo Group | 23 | 1,250 |
| 2006 Vacation Rental-Condo Collective | 13 | 222 |
| 2007 Vacation Rental-Dwelling Single | 34 | 51 |
| 2007 Vacation Rental-Dwelling Group | 1 | 20 |
| 2007 Vacation Rental-Dwelling Collective | 8 | 88 |
| Subtotal: Lodging | 250 | 9,987 |
| Total: St. Johns County | 872 | 52,990 |

HR400A-SUM Public Food Service and Lodging License and Unit Summary by County

St. Lucie County

| Prof. Code and Description | # Accounts | # Seats/Units |
|--|------------|---------------|
| Food Service | | |
| 2010 Seating | 417 | 35,112 |
| 2010 Non-Seating | 47 | 0 |
| 2013 Catering | 15 | 0 |
| 2014 Mobile Food Dispensing Vehicle | 21 | 0 |
| 2014 Hot Dog Cart | 10 | 0 |
| 2015 Vending Machine | 16 | 0 |
| Subtotal: Food Service | 526 | 35,112 |
| Lodging | | |
| 2001 Hotel | 18 | 2,098 |
| 2002 Motel | 25 | 1,013 |
| 2003 Transient Apartment | 13 | 101 |
| 2003 Nontransient Apartment | 101 | 6,046 |
| 2005 Bed and Breakfast | 1 | 5 |
| 2006 Vacation Rental-Condo Single | 2 | 59 |
| 2006 Vacation Rental-Condo Group | 7 | 450 |
| 2006 Vacation Rental-Condo Collective | 2 | 122 |
| 2007 Vacation Rental-Dwelling Collective | 1 | 13 |
| Subtotal: Lodging | 170 | 9,907 |
| Total: St. Lucie County | 696 | 45,019 |

HR400A-SUM Public Food Service and Lodging License and Unit Summary by County

Sumter County

| Prof. Code and Description | # Accounts | # Seats/Units |
|--|------------|---------------|
| Food Service | | |
| 2010 Seating | 144 | 15,464 |
| 2010 Non-Seating | 17 | 0 |
| 2014 Mobile Food Dispensing Vehicle | 24 | 0 |
| 2015 Vending Machine | 3 | 0 |
| Subtotal: Food Service | 188 | 15,464 |
| Lodging | | |
| 2001 Hotel | 3 | 271 |
| 2002 Motel | 9 | 499 |
| 2003 Transient Apartment | 3 | 20 |
| 2003 Nontransient Apartment | 17 | 980 |
| 2005 Bed and Breakfast | 3 | 18 |
| 2007 Vacation Rental-Dwelling Single | 2 | 13 |
| 2007 Vacation Rental-Dwelling Collective | 7 | 376 |
| Subtotal: Lodging | 44 | 2,177 |
| Total: Sumter County | 232 | 17,641 |

HR400A-SUM Public Food Service and Lodging License and Unit Summary by County

Suwannee County

| Prof. Code and Description | # Accounts | # Seats/Units |
|--------------------------------------|------------|---------------|
| Food Service | | |
| 2010 Seating | 50 | 3,857 |
| 2010 Non-Seating | 3 | 0 |
| 2014 Mobile Food Dispensing Vehicle | 4 | 0 |
| 2015 Vending Machine | 4 | 0 |
| Subtotal: Food Service | 61 | 3,857 |
| Lodging | | |
| 2001 Hotel | 1 | 68 |
| 2002 Motel | 9 | 261 |
| 2003 Transient Apartment | 4 | 16 |
| 2003 Nontransient Apartment | 9 | 403 |
| 2007 Vacation Rental-Dwelling Single | 3 | 5 |
| Subtotal: Lodging | 26 | 753 |
| Total: Suwannee County | 87 | 4,610 |

HR400A-SUM Public Food Service and Lodging License and Unit Summary by County

Taylor County

| Prof. Code and Description | # Accounts | # Seats/Units |
|--|------------|---------------|
| Food Service | | |
| 2010 Seating | 42 | 3,418 |
| 2010 Non-Seating | 1 | 0 |
| 2014 Mobile Food Dispensing Vehicle | 4 | 0 |
| Subtotal: Food Service | 47 | 3,418 |
| Lodging | | |
| 2001 Hotel | 2 | 138 |
| 2002 Motel | 18 | 412 |
| 2003 Transient Apartment | 2 | 11 |
| 2003 Nontransient Apartment | 8 | 296 |
| 2006 Vacation Rental-Condo Single | 2 | 18 |
| 2006 Vacation Rental-Condo Group | 1 | 8 |
| 2007 Vacation Rental-Dwelling Single | 20 | 29 |
| 2007 Vacation Rental-Dwelling Group | 1 | 38 |
| 2007 Vacation Rental-Dwelling Collective | 5 | 31 |
| Subtotal: Lodging | 59 | 981 |
| Total: Taylor County | 106 | 4,399 |

HR400A-SUM Public Food Service and Lodging License and Unit Summary by County

Union County

| Prof. Code and Description | # Accounts | # Seats/Units |
|-------------------------------|------------|---------------|
| Food Service | | |
| 2010 Seating | 5 | 222 |
| 2010 Non-Seating | 1 | 0 |
| Subtotal: Food Service | 6 | 222 |
| Lodging | | |
| 2003 Nontransient Apartment | 2 | 80 |
| Subtotal: Lodging | 2 | 80 |
| Total: Union County | 8 | 302 |

HR400A-SUM Public Food Service and Lodging License and Unit Summary by County

Volusia County

| Prof. Code and Description | # Accounts | # Seats/Units |
|--|--------------|----------------|
| Food Service | | |
| 2010 Seating | 1,035 | 97,911 |
| 2010 Non-Seating | 106 | 0 |
| 2013 Catering | 15 | 0 |
| 2014 Mobile Food Dispensing Vehicle | 65 | 0 |
| 2014 Hot Dog Cart | 11 | 0 |
| 2015 Vending Machine | 56 | 0 |
| Subtotal: Food Service | 1,288 | 97,911 |
| Lodging | | |
| 2001 Hotel | 35 | 4,088 |
| 2002 Motel | 191 | 7,752 |
| 2003 Transient Apartment | 16 | 489 |
| 2003 Nontransient Apartment | 407 | 20,858 |
| 2005 Bed and Breakfast | 13 | 98 |
| 2006 Vacation Rental-Condo Single | 28 | 389 |
| 2006 Vacation Rental-Condo Group | 105 | 5,514 |
| 2006 Vacation Rental-Condo Collective | 20 | 557 |
| 2007 Vacation Rental-Dwelling Single | 55 | 61 |
| 2007 Vacation Rental-Dwelling Group | 2 | 201 |
| 2007 Vacation Rental-Dwelling Collective | 12 | 102 |
| Subtotal: Lodging | 884 | 40,109 |
| Total: Volusia County | 2,172 | 138,020 |

HR400A-SUM Public Food Service and Lodging License and Unit Summary by County

Wakulla County

| Prof. Code and Description | # Accounts | # Seats/Units |
|--|------------|---------------|
| Food Service | | |
| 2010 Seating | 43 | 3,452 |
| 2010 Non-Seating | 2 | 0 |
| 2014 Mobile Food Dispensing Vehicle | 9 | 0 |
| 2014 Hot Dog Cart | 2 | 0 |
| Subtotal: Food Service | 56 | 3,452 |
| Lodging | | |
| 2001 Hotel | 3 | 155 |
| 2002 Motel | 3 | 45 |
| 2003 Nontransient Apartment | 2 | 125 |
| 2005 Bed and Breakfast | 1 | 7 |
| 2007 Vacation Rental-Dwelling Single | 3 | 3 |
| 2007 Vacation Rental-Dwelling Collective | 1 | 1 |
| Subtotal: Lodging | 13 | 336 |
| Total: Wakulla County | 69 | 3,788 |

HR400A-SUM Public Food Service and Lodging License and Unit Summary by County

Walton County

| Prof. Code and Description | # Accounts | # Seats/Units |
|--|------------|---------------|
| Food Service | | |
| 2010 Seating | 257 | 25,372 |
| 2010 Non-Seating | 15 | 0 |
| 2013 Catering | 8 | 0 |
| 2014 Mobile Food Dispensing Vehicle | 12 | 0 |
| 2014 Hot Dog Cart | 3 | 0 |
| Subtotal: Food Service | 295 | 25,372 |
| Lodging | | |
| 2001 Hotel | 10 | 1,352 |
| 2002 Motel | 10 | 519 |
| 2003 Transient Apartment | 1 | 4 |
| 2003 Nontransient Apartment | 11 | 686 |
| 2005 Bed and Breakfast | 3 | 24 |
| 2006 Vacation Rental-Condo Single | 61 | 79 |
| 2006 Vacation Rental-Condo Group | 23 | 1,725 |
| 2006 Vacation Rental-Condo Collective | 72 | 1,769 |
| 2007 Vacation Rental-Dwelling Single | 181 | 646 |
| 2007 Vacation Rental-Dwelling Group | 7 | 322 |
| 2007 Vacation Rental-Dwelling Collective | 76 | 1,181 |
| Subtotal: Lodging | 455 | 8,307 |
| Total: Walton County | 750 | 33,679 |

HR400A-SUM Public Food Service and Lodging License and Unit Summary by County

Washington County

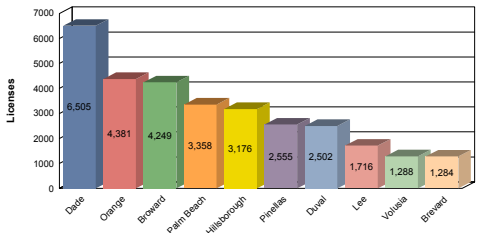
| Prof. Code and Description | # Accounts | # Seats/Units |
|--------------------------------------|------------|---------------|
| Food Service | | |
| 2010 Seating | 35 | 2,657 |
| 2010 Non-Seating | 2 | 0 |
| 2014 Mobile Food Dispensing Vehicle | 2 | 0 |
| 2014 Hot Dog Cart | 1 | 0 |
| Subtotal: Food Service | 40 | 2,657 |
| Lodging | | |
| 2002 Motel | 7 | 261 |
| 2003 Nontransient Apartment | 10 | 159 |
| 2007 Vacation Rental-Dwelling Single | 1 | 1 |
| Subtotal: Lodging | 18 | 421 |
| Total: Washington County | 58 | 3,078 |

HR400A-SUM Public Food Service and Lodging License and Unit Summary by County

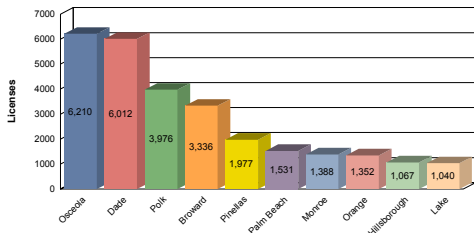
Accounts # Seats/Units

Grand Total: 87,083 5,351,528

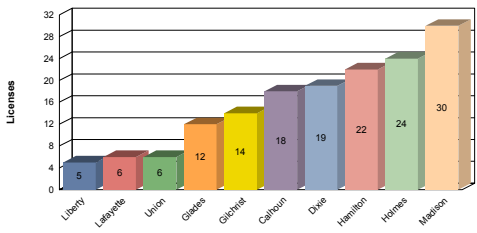
Most Food Licenses



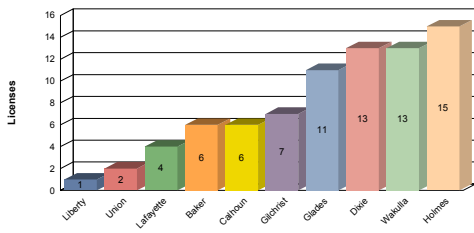
Most Lodging Licenses



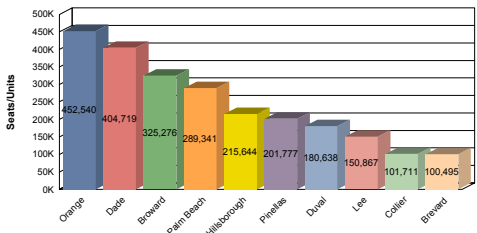
Least Food Licenses



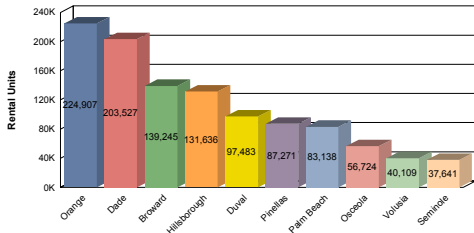
Least Lodging Licenses



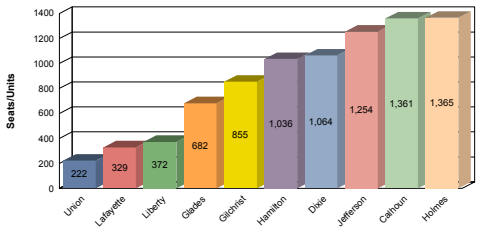
Most Food Seats/Units



Most Lodging Rental Units



Least Food Seats/Units



Least Lodging Rental Units

